

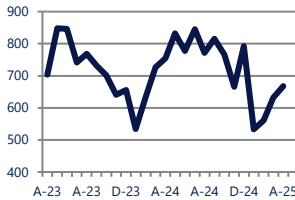
THE LONG & FOSTER MARKET MINUTE™

FOCUS ON: **PRINCE GEORGE'S COUNTY HOUSING MARKET**

APRIL 2025

Units Sold

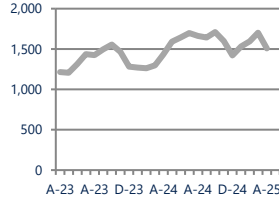
668



Down -11%
Vs. Year Ago

Active Inventory

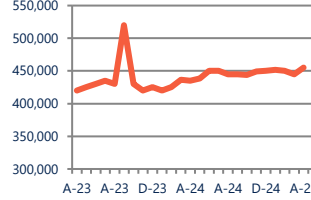
1,507



Up 5%
Vs. Year Ago

Median Sale Price

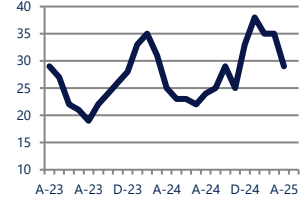
\$455,000



Up 5%
Vs. Year Ago

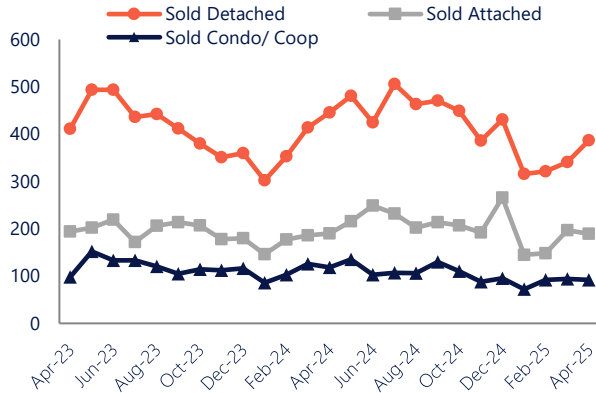
Days On Market

29



Up 16%
Vs. Year Ago

Units Sold*



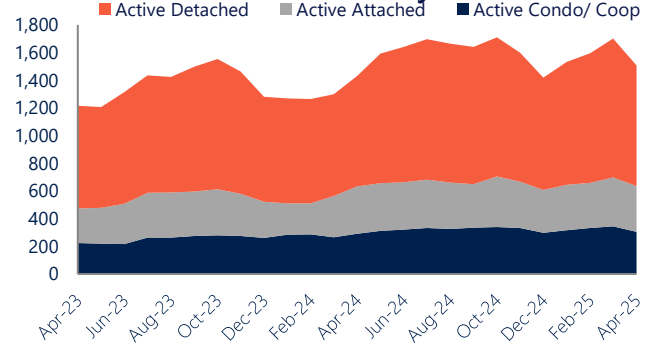
Units Sold

There was an increase in total units sold in April, with 668 sold this month in Prince George's County versus 632 last month, an increase of 6%. This month's total units sold was lower than at this time last year, a decrease of 11% versus April 2024.


Active Inventory

Versus last year, the total number of homes available this month is higher by 76 units or 5%. The total number of active inventory this April was 1,507 compared to 1,431 in April 2024. This month's total of 1,507 is lower than the previous month's total supply of available inventory of 1,702, a decrease of 11%.

Active Inventory*



Median Sale Price



Median Sale Price

Last April, the median sale price for Prince George's County Homes was \$435,000. This April, the median sale price was \$455,000, an increase of 5% or \$20,000 compared to last year. The current median sold price is 2% higher than in March.

Median sale price is the middle sale price in a given month. The same number of properties are above & below the median.

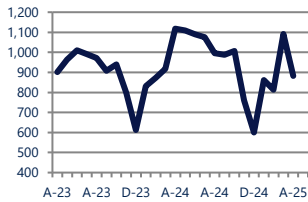
THE LONG & FOSTER MARKET MINUTE™

FOCUS ON: **PRINCE GEORGE'S COUNTY HOUSING MARKET**

APRIL 2025

New Listings

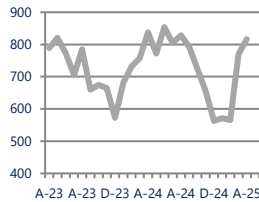
882



Down -21%
Vs. Year Ago

Current Contracts

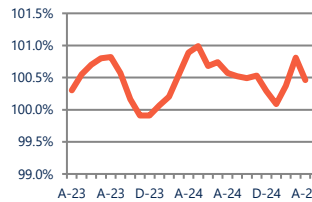
817



Down -2%
Vs. Year Ago

Sold Vs. List Price

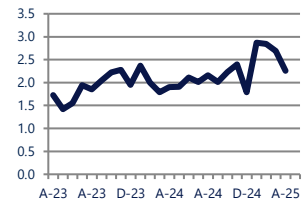
100.5%



No Change
Vs. Year Ago

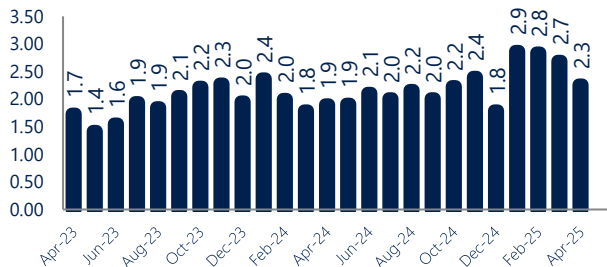
Months of Supply

2.3



Up 19%
Vs. Year Ago

Months Of Supply



Months of Supply

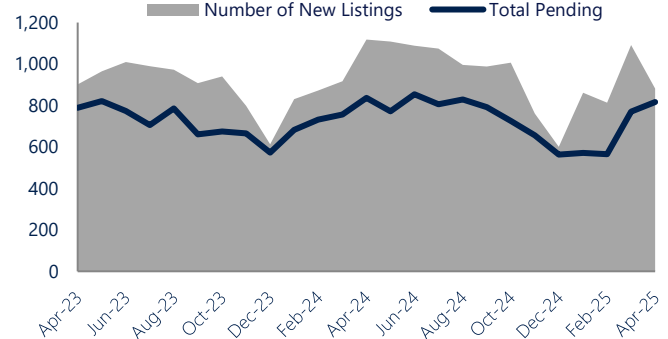
In April, there was 2.3 months of supply available in Prince George's County, compared to 1.9 in April 2024. That is an increase of 19% versus a year ago.

Months of supply is calculated by dividing current inventory by current sales. It indicates how many months would be needed to sell all of the inventory available at the current rate of demand.

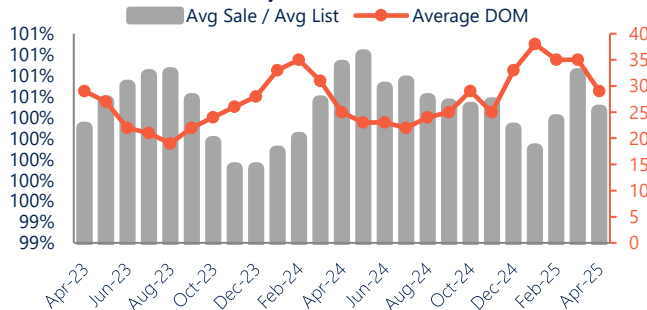
New Listings & Current Contracts

This month there were 882 homes newly listed for sale in Prince George's County compared to 1,118 in April 2024, a decrease of 21%. There were 817 current contracts pending sale this April compared to 837 a year ago. The number of current contracts is 2% lower than last April.

New Listings & Current Contracts



Sale Price/ List Price & DOM



Sale Price to List Price Ratio

In April, the average sale price in Prince George's County was 100.5% of the average list price, which is similar compared to a year ago.

Days On Market

This month, the average number of days on market was 29, higher than the average last year, which was 25, an increase of 16%.