

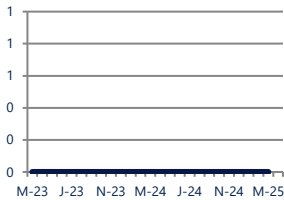
THE LONG & FOSTER MARKET MINUTE™

FOCUS ON: **ROCKBRIDGE COUNTY HOUSING MARKET**

MARCH 2025

Units Sold

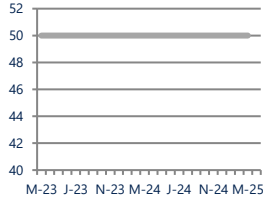
0



NA
Vs. Year Ago

Active Inventory

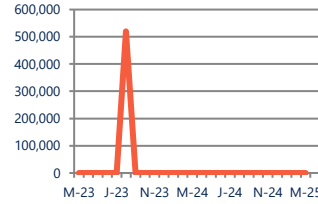
50



No Change
Vs. Year Ago

Median Sale Price

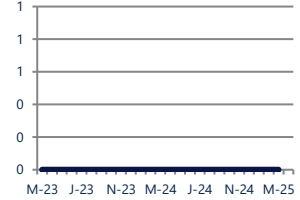
\$0



NA
Vs. Year Ago

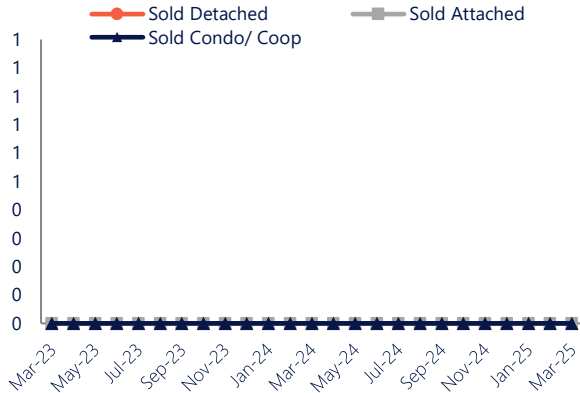
Days On Market

0



Up
Vs. Year Ago

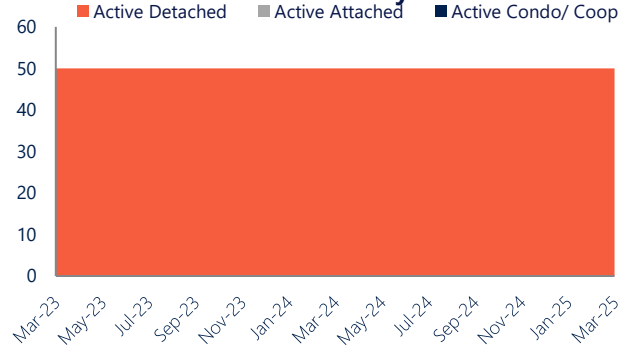
Units Sold*



Units Sold

There were no units sold in February, with 0 sold this month in Rockbridge County. This month's total units sold was higher than at this time last year, an increase of 0% versus March 2024.


Active Inventory*



Active Inventory

The total number of homes available this month is 50 units, which is similar compared to a year ago. This month's supply of available homes remained stable as compared to the previous month's supply.

Median Sale Price



Median Sale Price

Last March, the median sale price for Rockbridge County Homes was \$0. This March, the median sale price was \$0, an increase of 0% compared to last year.

Median sale price is the middle sale price in a given month. The same number of properties are above & below the median.


THE LONG & FOSTER MARKET MINUTE™

FOCUS ON: **ROCKBRIDGE COUNTY HOUSING MARKET**

MARCH 2025

New Listings

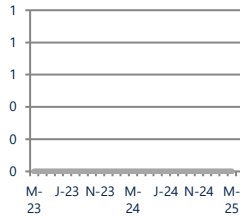
0



Up
Vs. Year Ago

Current Contracts

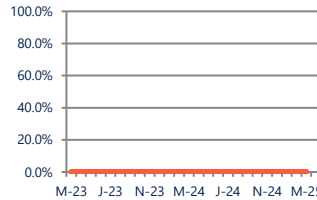
0



NA
Vs. Year Ago

Sold Vs. List Price


0.0%



Up
Vs. Year Ago

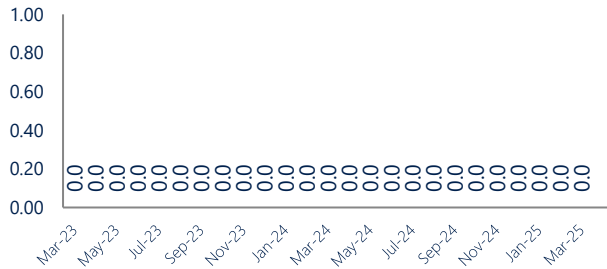
Months of Supply

0.0



Up
Vs. Year Ago

Months Of Supply



Months of Supply

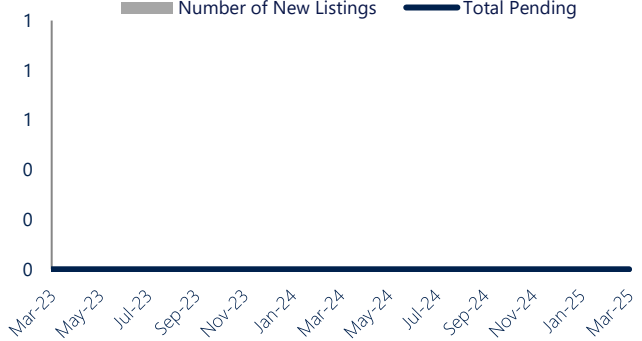
In March, there was 0.0 months of supply available in Rockbridge County. That is an increase of 0% versus last month.

Months of supply is calculated by dividing current inventory by current sales. It indicates how many months would be needed to sell all of the inventory available at the current rate of demand.

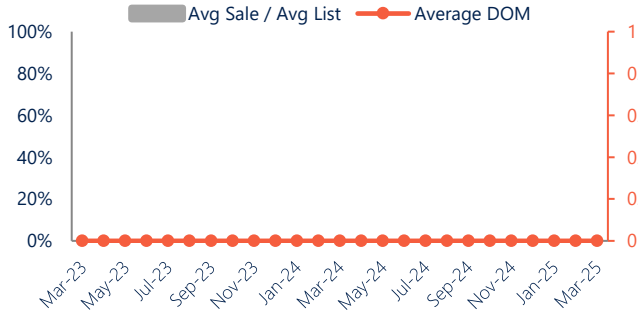
New Listings & Current Contracts

This month there were 0 homes newly listed for sale in Rockbridge County compared to 0 in March 2024. There were 0 current contracts pending sale this March compared to 0 a year ago. The number of current contracts is higher than last March.

New Listings & Current Contracts



Sale Price/ List Price & DOM



Sale Price to List Price Ratio

In March, the average sale price in Rockbridge County was 0.0% of the average list price, which is higher than at this time last year.

Days On Market

This month, the average number of days on market was 0, which was higher than last year.