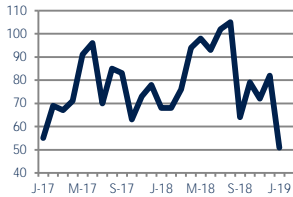


Zip Code(s): 23661 and 23666

### Units Sold

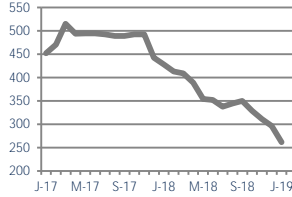
51



Down -25%  
Vs. Year Ago

### Active Inventory

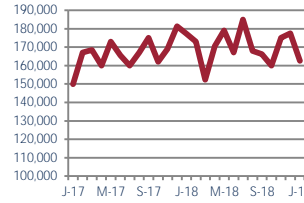
262



Down -39%  
Vs. Year Ago

### Median Sale Price

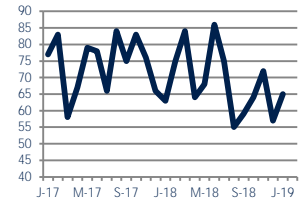
\$162,500



Down -8%  
Vs. Year Ago

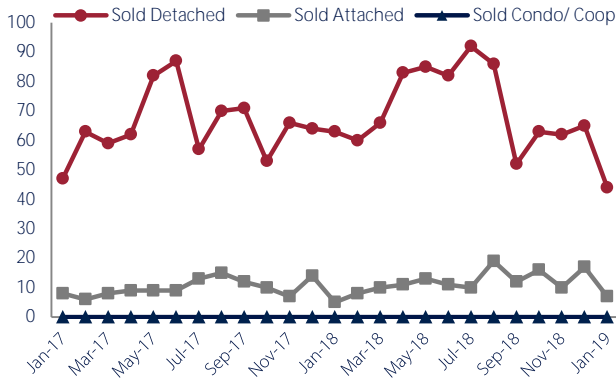
### Days On Market

65



Up 3%  
Vs. Year Ago

### Units Sold\*



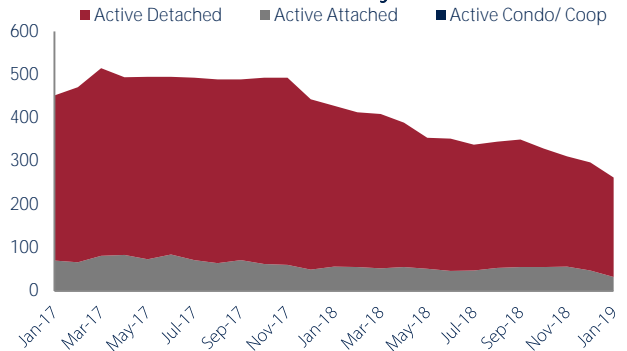
### Units Sold

There was a decrease in total units sold in January, with 51 sold this month in Riverdale, Greenwood Farms, and Eastern Hampton City. This month's total units sold was lower than at this time last year.

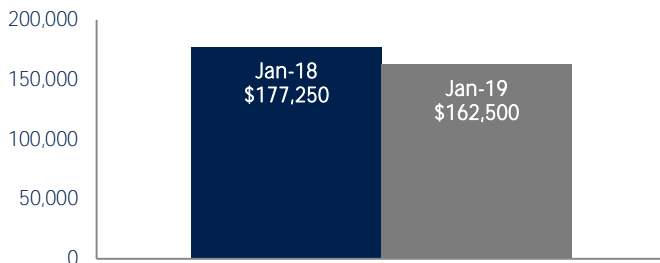
### Active Inventory

Versus last year, the total number of homes available this month is lower by 166 units or 39%. The total number of active inventory this January was 262 compared to 428 in January 2018. This month's total of 262 is lower than the previous month's total supply of available inventory of 297, a decrease of 12%.

### Active Inventory\*



### Median Sale Price



### Median Sale Price

Last January, the median sale price for Riverdale, Greenwood Farms, and Eastern Hampton City Homes was \$177,250. This January, the median sale price was \$162,500, a decrease of 8% or \$14,750 compared to last year. The current median sold price is 8% lower than in December.

Median sale price is the middle sale price in a given month. The same number of properties are above & below the median.



Riverdale, Greenwood Farms, and Eastern Hampton City are defined as properties listed in zip code/s 23661 and 23666.

\*Detached, Attached, and Condo varies by local area Multiple Listing Service (MLS) definition. For more information regarding your specific market, contact one of Long & Foster's knowledgeable and experienced sales associates.

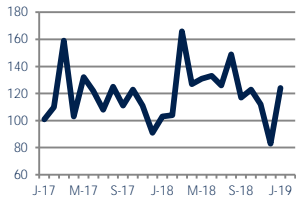
Information included in this report is based on data supplied by REIN and its member Association(s) of REALTORS, who are not responsible for its accuracy. Does not reflect all activity in the marketplace. Information contained in this report is deemed reliable but not guaranteed, should be independently verified, and does not constitute an opinion of REIN or Long & Foster Real Estate, Inc.



Zip Code(s): 23661 and 23666

### New Listings

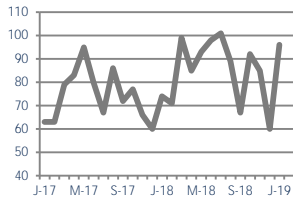
124



Up 20%  
Vs. Year Ago

### Current Contracts

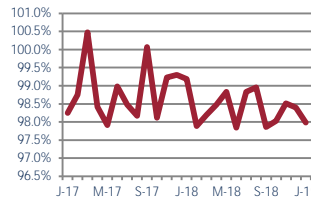
96



Up 30%  
Vs. Year Ago

### Sold Vs. List Price

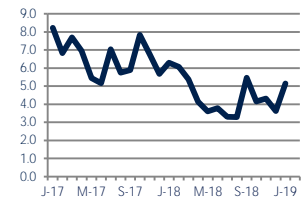
98.0%



Down -1.2%  
Vs. Year Ago

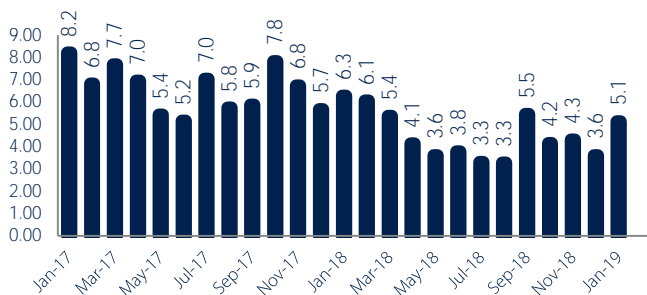
### Months of Supply

5.1



Down -18%  
Vs. Year Ago

### Months Of Supply



### Months of Supply

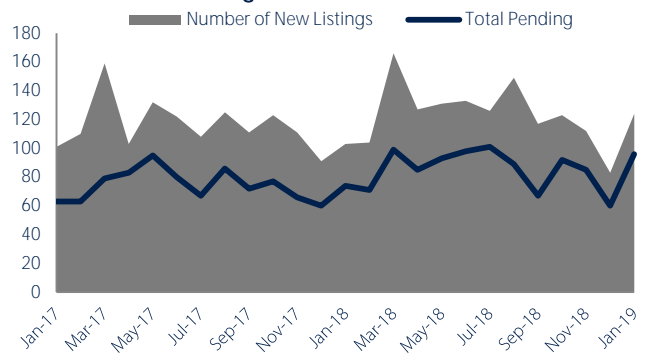
In January, there was 5.1 months of supply available in Riverdale, Greenwood Farms, and Eastern Hampton City, compared to 6.3 in January 2018. That is a decrease of 18% versus a year ago.

Months of supply is calculated by dividing current inventory by current sales. It indicates how many months would be needed to sell all of the inventory available at the current rate of demand.

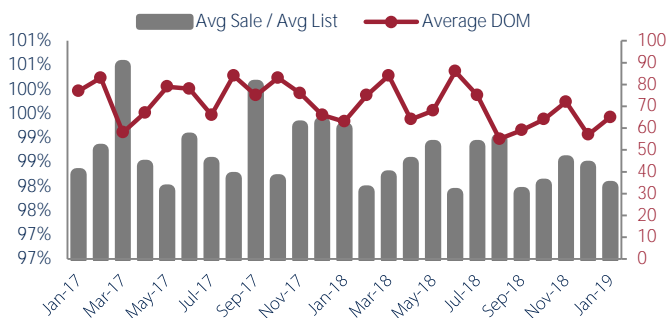
### New Listings & Current Contracts

This month there were 124 homes newly listed for sale in Riverdale, Greenwood Farms, and Eastern Hampton City compared to 103 in January 2018, an increase of 20%. There were 96 current contracts pending sale this January compared to 74 a year ago. The number of current contracts is 30% higher than last January.

### New Listings & Current Contracts



### Sale Price/ List Price & DOM



### Sale Price to List Price Ratio

In January, the average sale price in Riverdale, Greenwood Farms, and Eastern Hampton City was 98.0% of the average list price, which is 1.2% lower than at this time last year.

### Days On Market

This month, the average number of days on market was 65, higher than the average last year, which was 63, an increase of 3%.



Riverdale, Greenwood Farms, and Eastern Hampton City are defined as properties listed in zip code/s 23661 and 23666.

\*Detached, Attached, and Condo varies by local area Multiple Listing Service (MLS) definition. For more information regarding your specific market, contact one of Long & Foster's knowledgeable and experienced sales associates.

Information included in this report is based on data supplied by REIN and its member Association(s) of REALTORS, who are not responsible for its accuracy. Does not reflect all activity in the marketplace. Information contained in this report is deemed reliable but not guaranteed, should be independently verified, and does not constitute an opinion of REIN or Long & Foster Real Estate, Inc.

