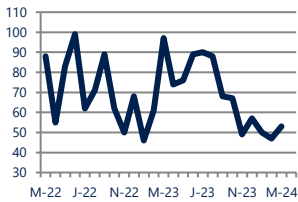




### Units Sold

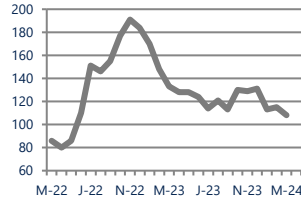
53



**Down**  
Vs. Year Ago

### Active Inventory

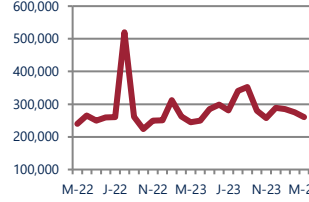
108



**Down -19%**  
Vs. Year Ago

### Median Sale Price

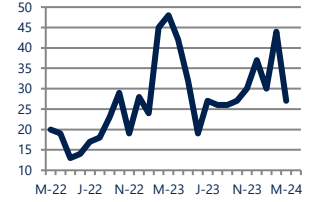
\$259,950



**Up 6%**  
Vs. Year Ago

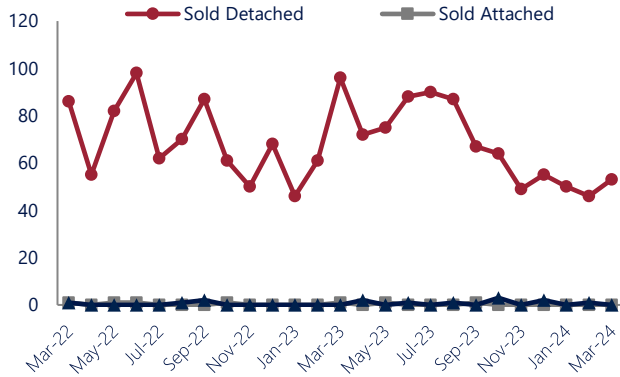
### Days On Market

27



**Down -44%**  
Vs. Year Ago

### Units Sold\*



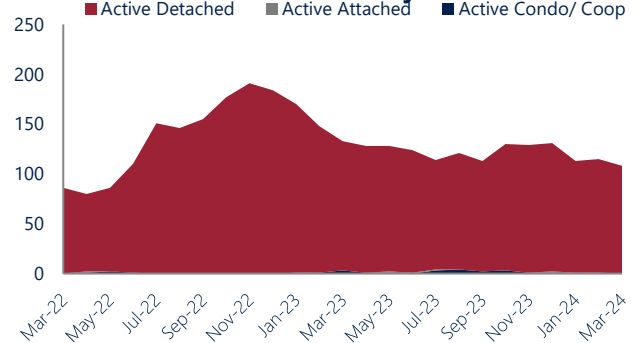
### Units Sold

There was an increase in total units sold in March, with 53 sold this month in Prince George County and Hopewell City. This month's total units sold was lower than at this time last year.

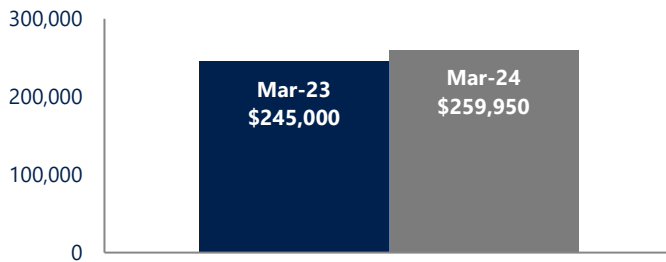
### Active Inventory

Versus last year, the total number of homes available this month is lower by 25 units or 19%. The total number of active inventory this March was 108 compared to 133 in March 2023. This month's total of 108 is lower than the previous month's total supply of available inventory of 115, a decrease of 6%.

### Active Inventory\*



### Median Sale Price



### Median Sale Price

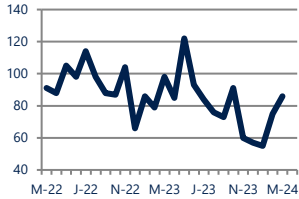
Last March, the median sale price for Prince George County and Hopewell City Homes was \$245,000. This March, the median sale price was \$259,950, an increase of 6% or \$14,950 compared to last year. The current median sold price is 5% lower than in February.

Median sale price is the middle sale price in a given month. The same number of properties are above & below the median.



### New Listings

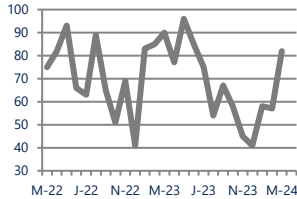
86



**Down -12%**  
Vs. Year Ago

### Current Contracts

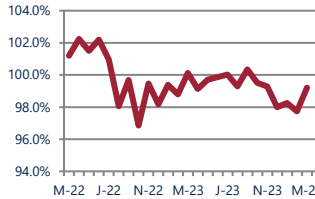
82



**Down -9%**  
Vs. Year Ago

### Sold Vs. List Price

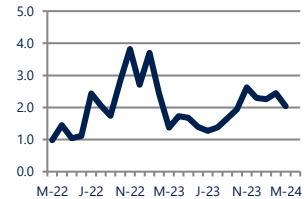
99.2%



**Down -0.9%**  
Vs. Year Ago

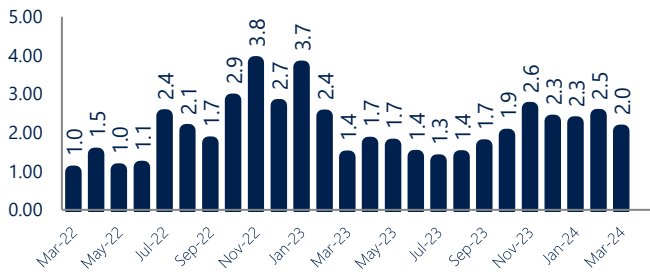
### Months of Supply

2.0



**Up 49%**  
Vs. Year Ago

### Months Of Supply



### Months of Supply

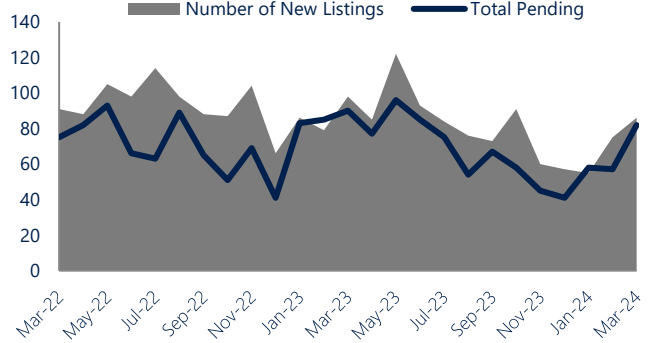
In March, there was 2.0 months of supply available in Prince George County and Hopewell City, compared to 1.4 in March 2023. That is an increase of 49% versus a year ago.

Months of supply is calculated by dividing current inventory by current sales. It indicates how many months would be needed to sell all of the inventory available at the current rate of demand.

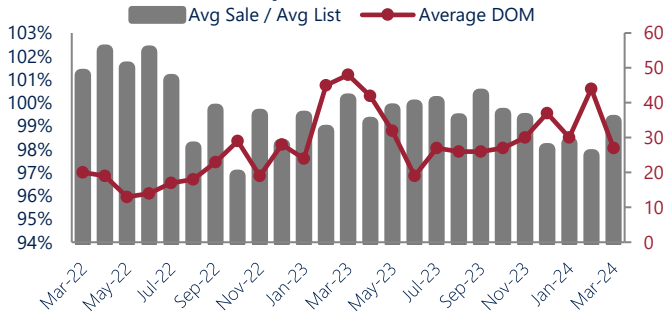
### New Listings & Current Contracts

This month there were 86 homes newly listed for sale in Prince George County and Hopewell City compared to 98 in March 2023, a decrease of 12%. There were 82 current contracts pending sale this March compared to 90 a year ago. The number of current contracts is 9% lower than last March.

### New Listings & Current Contracts



### Sale Price/ List Price & DOM



### Sale Price to List Price Ratio

In March, the average sale price in Prince George County and Hopewell City was 99.2% of the average list price, which is 0.9% lower than at this time last year.

### Days On Market

This month, the average number of days on market was 27, lower than the average last year, which was 48, a decrease of 44%.