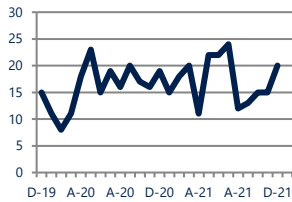


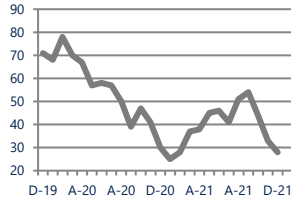


Units Sold
20



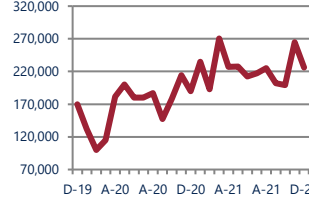
Up 5%
Vs. Year Ago

Active Inventory
28



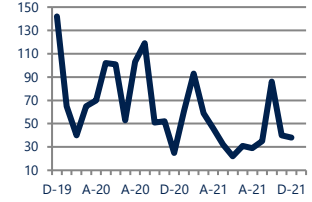
Down -7%
Vs. Year Ago

Median Sale Price
\$226,250



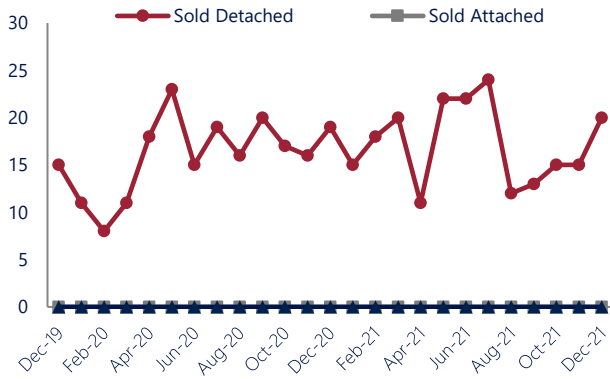
Up 19%
Vs. Year Ago

Days On Market
38



Up
Vs. Year Ago

Units Sold*



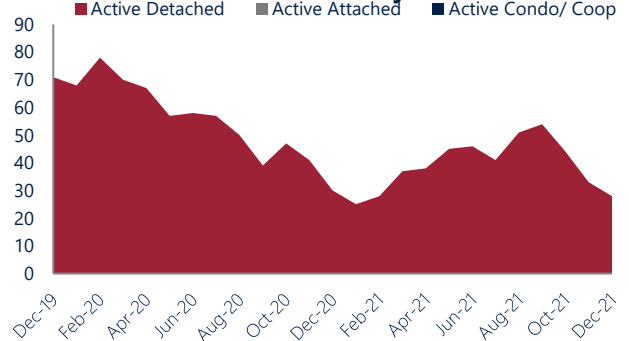
Units Sold

There was an increase in total units sold in December, with 20 sold this month in Prince Edward County versus 15 last month, an increase of 33%. This month's total units sold was higher than at this time last year, an increase of 5% versus December 2020.

Active Inventory

Versus last year, the total number of homes available this month is lower by 2 units or 7%. The total number of active inventory this December was 28 compared to 30 in December 2020. This month's total of 28 is lower than the previous month's total supply of available inventory of 33, a decrease of 15%.

Active Inventory*



Median Sale Price



Median Sale Price

Last December, the median sale price for Prince Edward County Homes was \$190,000. This December, the median sale price was \$226,250, an increase of 19% or \$36,250 compared to last year. The current median sold price is 15% lower than in November.

Median sale price is the middle sale price in a given month. The same number of properties are above & below the median.



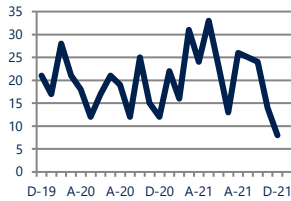
*Detached, Attached, and Condo varies by local area Multiple Listing Service (MLS) definition. For more information regarding your specific market, contact one of Long & Foster's knowledgeable and experienced sales associates. Information included in this report is based on data supplied by SCAR and its member Association(s) of REALTORS, who are not responsible for its accuracy. Does not reflect all activity in the marketplace. Information contained in this report is deemed reliable but not guaranteed, should be independently verified, and does not constitute an opinion of SCAR or Long & Foster Real Estate, Inc.





New Listings

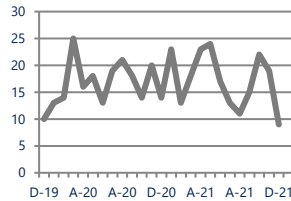
8



Down -33%
Vs. Year Ago

Current Contracts

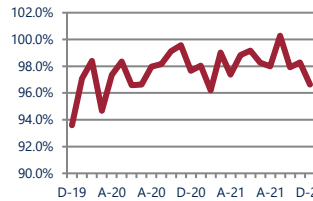
9



Down -36%
Vs. Year Ago

Sold Vs. List Price

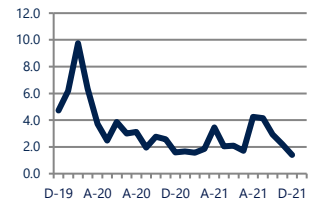
96.6%



Down -1.1%
Vs. Year Ago

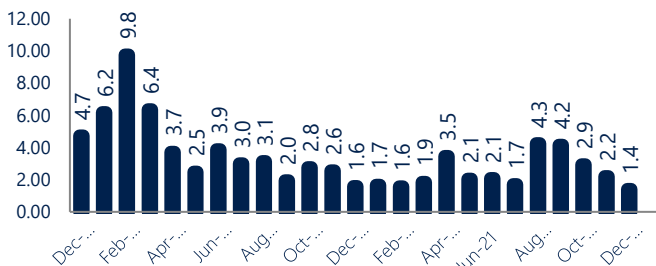
Months of Supply

1.4



Down -11%
Vs. Year Ago

Months Of Supply



New Listings & Current Contracts

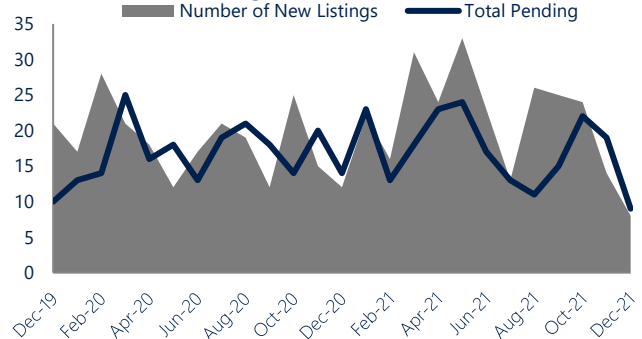
This month there were 8 homes newly listed for sale in Prince Edward County compared to 12 in December 2020, a decrease of 33%. There were 9 current contracts pending sale this December compared to 14 a year ago. The number of current contracts is 36% lower than last December.

Months of Supply

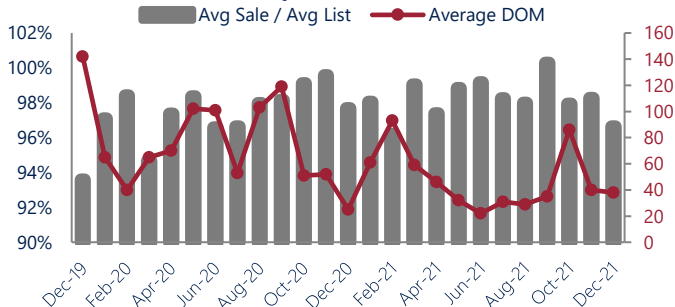
In December, there was 1.4 months of supply available in Prince Edward County, compared to 1.6 in December 2020. That is a decrease of 11% versus a year ago.

Months of supply is calculated by dividing current inventory by current sales. It indicates how many months would be needed to sell all of the inventory available at the current rate of demand.

New Listings & Current Contracts



Sale Price/ List Price & DOM



Sale Price to List Price Ratio

In December, the average sale price in Prince Edward County was 96.6% of the average list price, which is 1.0% lower than at this time last year.

Days On Market

This month, the average number of days on market was 38, higher than the average last year, which was 25. This increase was impacted by the limited number of sales.



*Detached, Attached, and Condo varies by local area Multiple Listing Service (MLS) definition. For more information regarding your specific market, contact one of Long & Foster's knowledgeable and experienced sales associates.

Information included in this report is based on data supplied by SCAR and its member Association(s) of REALTORS, who are not responsible for its accuracy. Does not reflect all activity in the marketplace. Information contained in this report is deemed reliable but not guaranteed, should be independently verified, and does not constitute an opinion of SCAR or Long & Foster Real Estate, Inc.

