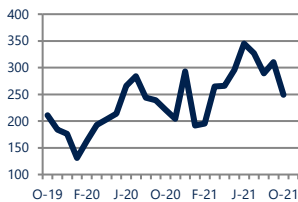




### Units Sold

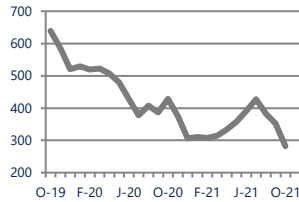
249



Up 13%  
Vs. Year Ago

### Active Inventory

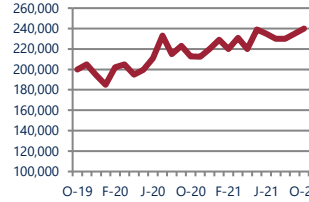
282



Down -34%  
Vs. Year Ago

### Median Sale Price

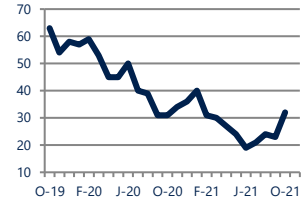
\$240,000



Up 13%  
Vs. Year Ago

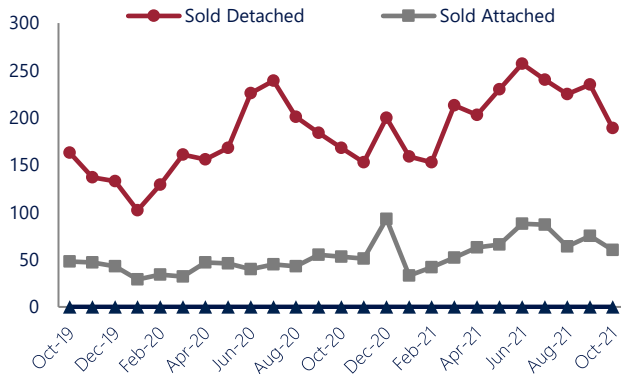
### Days On Market

32



Up 3%  
Vs. Year Ago

### Units Sold\*



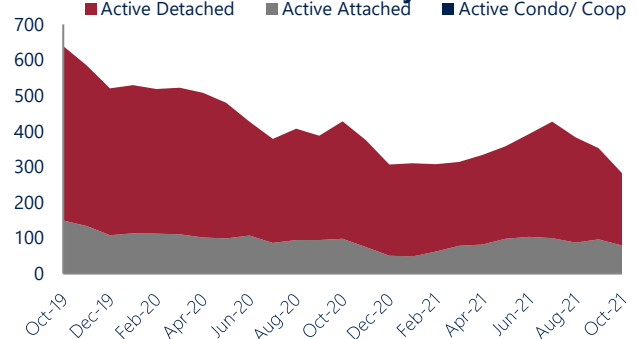
### Units Sold

There was a decrease in total units sold in October, with 249 sold this month in Newport News City versus 310 last month, a decrease of 20%. This month's total units sold was higher than at this time last year, an increase of 13% versus October 2020.

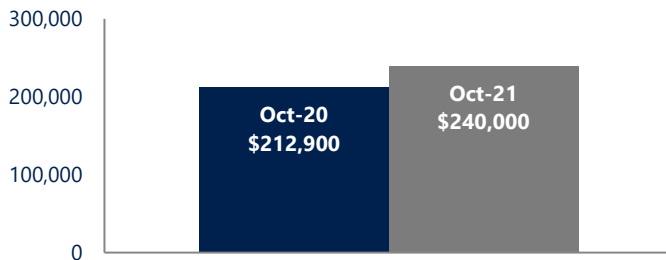
### Active Inventory

Versus last year, the total number of homes available this month is lower by 146 units or 34%. The total number of active inventory this October was 282 compared to 428 in October 2020. This month's total of 282 is lower than the previous month's total supply of available inventory of 352, a decrease of 20%.

### Active Inventory\*



### Median Sale Price



### Median Sale Price

Last October, the median sale price for Newport News City Homes was \$212,900. This October, the median sale price was \$240,000, an increase of 13% or \$27,100 compared to last year. The current median sold price is 2% higher than in September.

Median sale price is the middle sale price in a given month. The same number of properties are above & below the median.



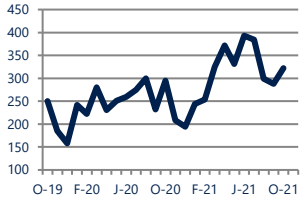
\*Detached, Attached, and Condo varies by local area Multiple Listing Service (MLS) definition. For more information regarding your specific market, contact one of Long & Foster's knowledgeable and experienced sales associates. Information included in this report is based on data supplied by REIN and its member Association(s) of REALTORS, who are not responsible for its accuracy. Does not reflect all activity in the marketplace. Information contained in this report is deemed reliable but not guaranteed, should be independently verified, and does not constitute an opinion of REIN or Long & Foster Real Estate, Inc.





**New Listings**

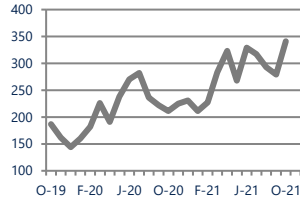
**322**



**Up 9%**  
Vs. Year Ago

**Current Contracts**

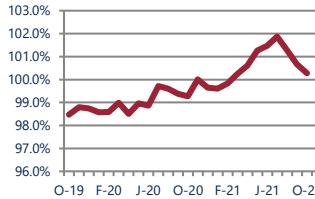
**341**



**Up 62%**  
Vs. Year Ago

**Sold Vs. List Price**

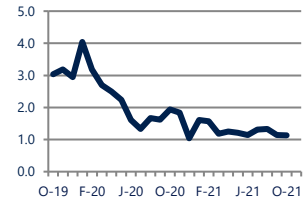
**100.3%**



**Up 1%**  
Vs. Year Ago

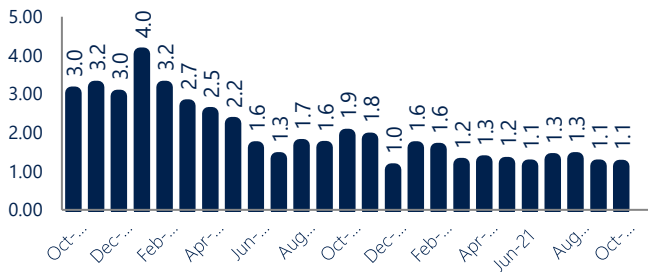
**Months of Supply**

**1.1**



**Down -42%**  
Vs. Year Ago

**Months Of Supply**



**Months of Supply**

In October, there was 1.1 months of supply available in Newport News City, compared to 1.9 in October 2020. That is a decrease of 42% versus a year ago.

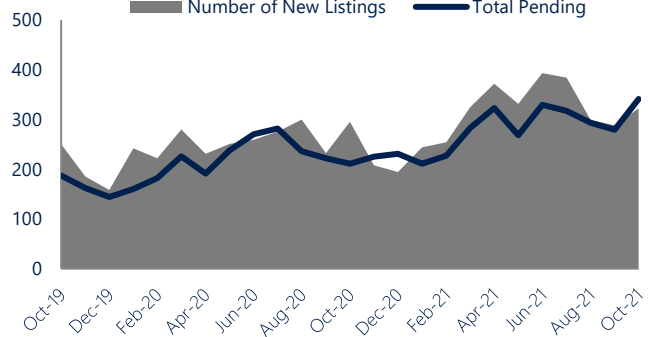
Months of supply is calculated by dividing current inventory by current sales. It indicates how many months would be needed to sell all of the inventory available at the current rate of demand.

**New Listings & Current Contracts**

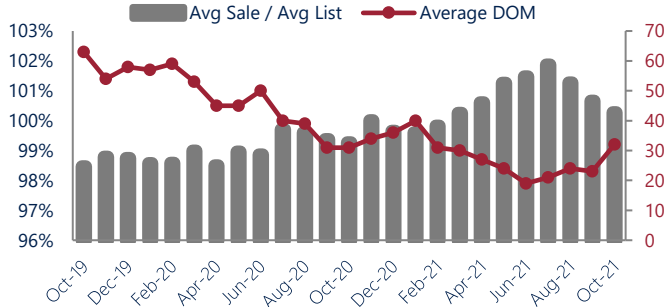
This month there were 322 homes newly listed for sale in Newport News City compared to 295 in October 2020, an increase of 9%.

There were 341 current contracts pending sale this October compared to 211 a year ago. The number of current contracts is 62% higher than last October.

**New Listings & Current Contracts**



**Sale Price/ List Price & DOM**



**Sale Price to List Price Ratio**

In October, the average sale price in Newport News City was 100.3% of the average list price, which is 1.0% higher than at this time last year.

**Days On Market**

This month, the average number of days on market was 32, higher than the average last year, which was 31, an increase of 3%.



\*Detached, Attached, and Condo varies by local area Multiple Listing Service (MLS) definition. For more information regarding your specific market, contact one of Long & Foster's knowledgeable and experienced sales associates.

Information included in this report is based on data supplied by REIN and its member Association(s) of REALTORS, who are not responsible for its accuracy. Does not reflect all activity in the marketplace. Information contained in this report is deemed reliable but not guaranteed, should be independently verified, and does not constitute an opinion of REIN or Long & Foster Real Estate, Inc.

