

# THE LONG & FOSTER MARKET MINUTE™

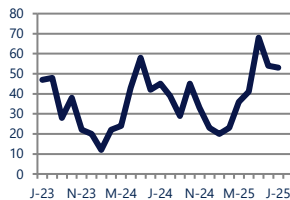
FOCUS ON: **BURKE HOUSING MARKET**

JULY 2025

Zip Code(s): 22015

## Units Sold

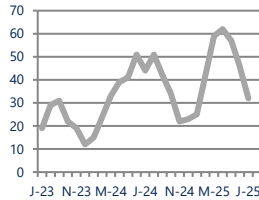
53



**Up 18%**  
Vs. Year Ago

## Active Inventory

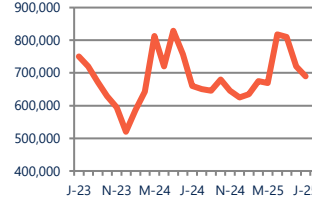
32



**Down -27%**  
Vs. Year Ago

## Median Sale Price

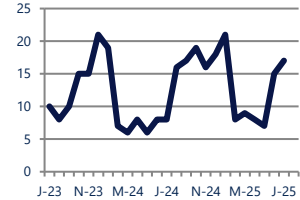
\$689,900



**Up 5%**  
Vs. Year Ago

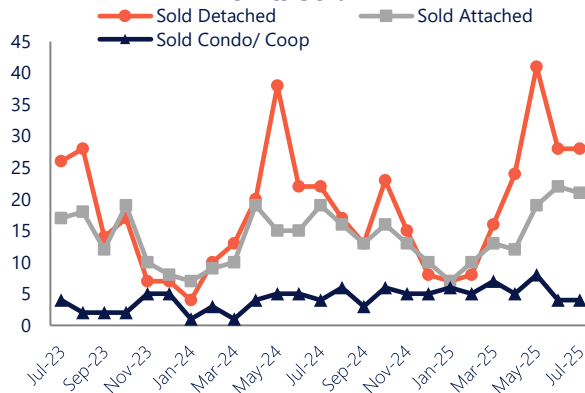
## Days On Market

17



**Up 113%**  
Vs. Year Ago

### Units Sold\*



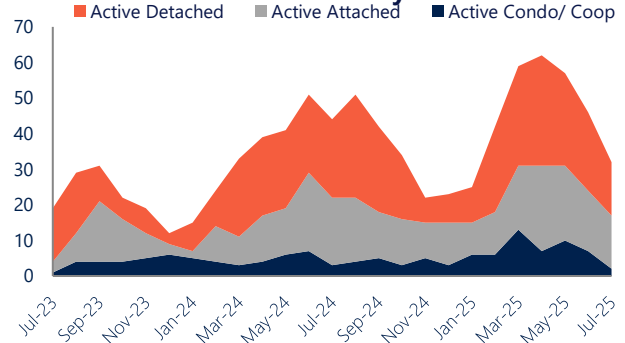
## Units Sold

There was a decrease in total units sold in July, with 53 sold this month in Burke versus 54 last month, a decrease of 2%. This month's total units sold was higher than at this time last year, an increase of 18% versus July 2024.


## Active Inventory

Versus last year, the total number of homes available this month is lower by 12 units or 27%. The total number of active inventory this July was 32 compared to 44 in July 2024. This month's total of 32 is lower than the previous month's total supply of available inventory of 46, a decrease of 30%.

### Active Inventory\*



## Median Sale Price



## Median Sale Price

Last July, the median sale price for Burke Homes was \$660,000. This July, the median sale price was \$689,900, an increase of 5% or \$29,900 compared to last year. The current median sold price is 4% lower than in June.

Median sale price is the middle sale price in a given month. The same number of properties are above & below the median.

Burke are defined as properties listed in zip code/s 22015.

\*Detached, Attached, and Condo varies by local area Multiple Listing Service (MLS) definition. For more information regarding your specific market, contact one of Long & Foster's knowledgeable and experienced sales associates.

Information included in this report is based on data supplied by BRIGHTMLS and its member Association(s) of REALTORS, who are not responsible for its accuracy. Does not reflect all activity in the marketplace. Information contained in this report is deemed reliable but not guaranteed, should be independently verified, and does not constitute an opinion of BRIGHTMLS or Long & Foster Real Estate, Inc.

**LONG & FOSTER**  
REAL ESTATE



# THE LONG & FOSTER

## MARKET MINUTE™

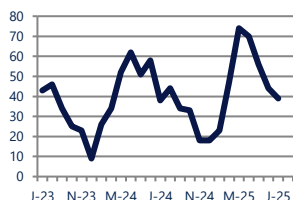
FOCUS ON: **BURKE HOUSING MARKET**

JULY 2025

Zip Code(s): 22015

### New Listings

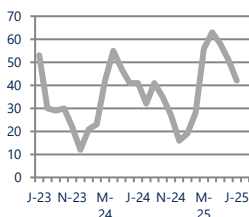
39



**Up 3%**  
Vs. Year Ago

### Current Contracts

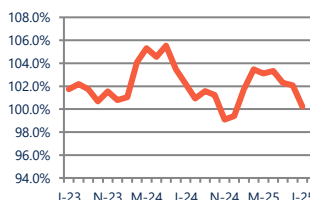
42



**Up 2%**  
Vs. Year Ago

### Sold Vs. List Price

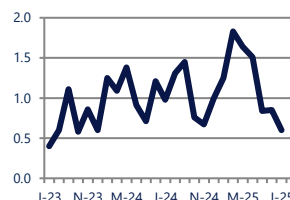
100.2%



**Down -1.9%**  
Vs. Year Ago

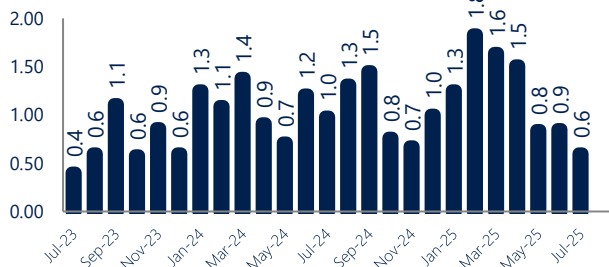
### Months of Supply

0.6



**Down -39%**  
Vs. Year Ago

### Months Of Supply



### Months of Supply

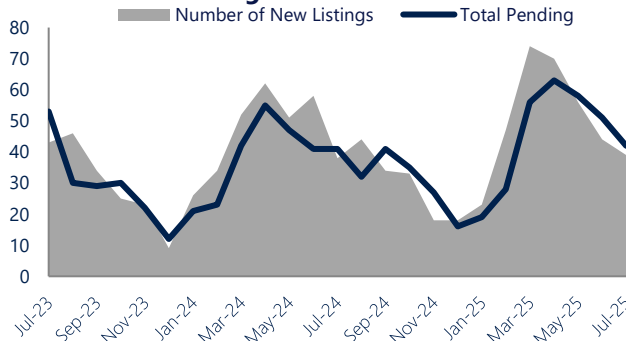
In July, there was 0.6 months of supply available in Burke, compared to 1.0 in July 2024. That is a decrease of 38% versus a year ago.

Months of supply is calculated by dividing current inventory by current sales. It indicates how many months would be needed to sell all of the inventory available at the current rate of demand.

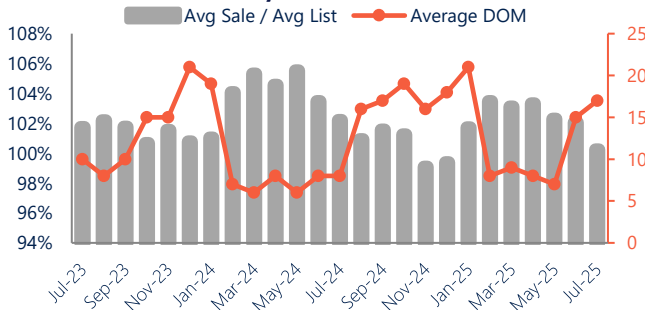
### New Listings & Current Contracts

This month there were 39 homes newly listed for sale in Burke compared to 38 in July 2024, an increase of 3%. There were 42 current contracts pending sale this July compared to 41 a year ago. The number of current contracts is 2% higher than last July.

### New Listings & Current Contracts



### Sale Price/ List Price & DOM



### Sale Price to List Price Ratio

In July, the average sale price in Burke was 100.2% of the average list price, which is 2.0% lower than at this time last year.

### Days On Market

This month, the average number of days on market was 17, higher than the average last year, which was 8, an increase of 113%.

Burke are defined as properties listed in zip code/s 22015.

\*Detached, Attached, and Condo varies by local area Multiple Listing Service (MLS) definition. For more information regarding your specific market, contact one of Long & Foster's knowledgeable and experienced sales associates.

Information included in this report is based on data supplied by BRIGHTMLS and its member Association(s) of REALTORS, who are not responsible for its accuracy. Does not reflect all activity in the marketplace. Information contained in this report is deemed reliable but not guaranteed, should be independently verified, and does not constitute an opinion of BRIGHTMLS or Long & Foster Real Estate, Inc.