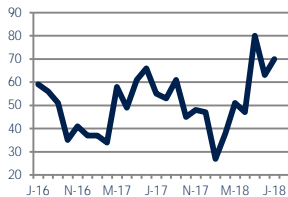


Zip Code(s): 23235

Units Sold

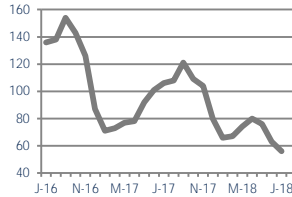
70



Up 27%
Vs. Year Ago

Active Inventory

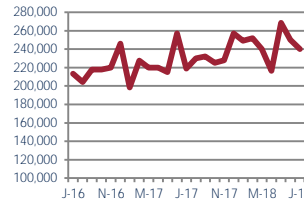
56



Down -47%
Vs. Year Ago

Median Sale Price

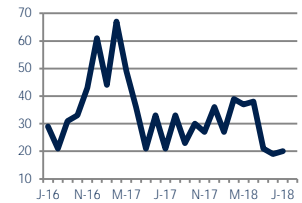
\$239,975



Up 10%
Vs. Year Ago

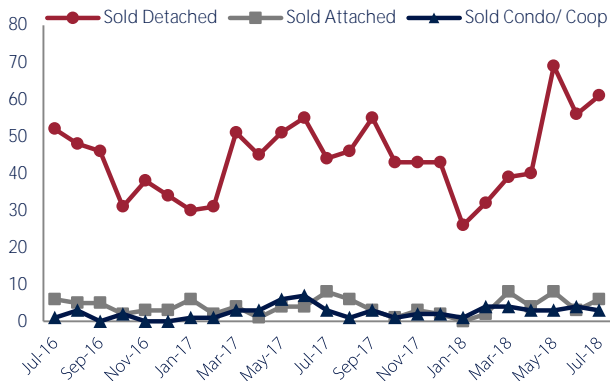
Days On Market

20



Down -5%
Vs. Year Ago

Units Sold*



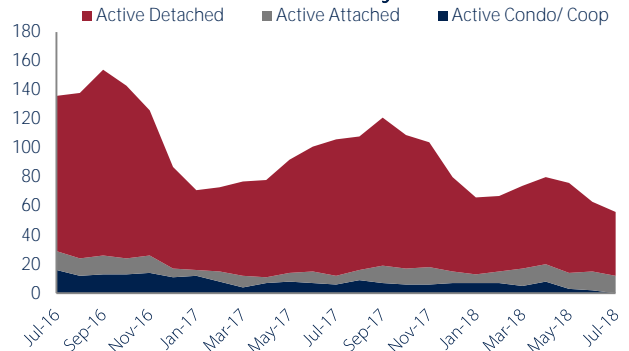
Units Sold

There was an increase in total units sold in July, with 70 sold this month in Bon Air and Huguenot Farms versus 63 last month, an increase of 11%. This month's total units sold was higher than at this time last year, an increase of 27% versus July 2017.

Active Inventory

Versus last year, the total number of homes available this month is lower by 50 units or 47%. The total number of active inventory this July was 56 compared to 106 in July 2017. This month's total of 56 is lower than the previous month's total supply of available inventory of 63, a decrease of 11%.

Active Inventory*



Median Sale Price



Median Sale Price

Last July, the median sale price for Bon Air and Huguenot Farms Homes was \$219,000. This July, the median sale price was \$239,975, an increase of 10% or \$20,975 compared to last year. The current median sold price is 4% lower than in June.

Median sale price is the middle sale price in a given month. The same number of properties are above & below the median.

Bon Air and Huguenot Farms are defined as properties listed in zip code/s 23235.

*Detached, Attached, and Condo varies by local area Multiple Listing Service (MLS) definition. For more information regarding your specific market, contact one of Long & Foster's knowledgeable and experienced sales associates.

Information included in this report is based on data supplied by CVRMLS and its member Association(s) of REALTORS, who are not responsible for its accuracy. Does not reflect all activity in the marketplace. Information contained in this report is deemed reliable but not guaranteed, should be independently verified, and does not constitute an opinion of CVRMLS or Long & Foster Real Estate, Inc.



CHRISTIE'S INTERNATIONAL REAL ESTATE





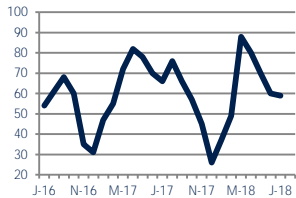
Focus On: Bon Air and Huguenot Farms Housing Market

July 2018

Zip Code(s): 23235

New Listings

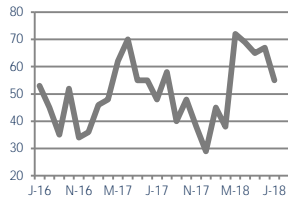
59



Down -11%
Vs. Year Ago

Current Contracts

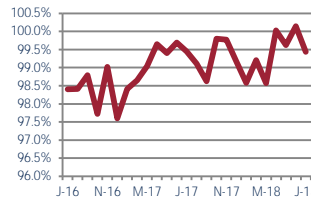
55



Up 15%
Vs. Year Ago

Sold Vs. List Price

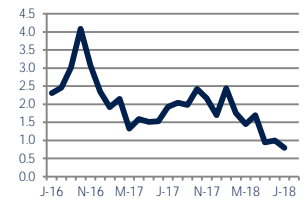
99.4%



No Change
Vs. Year Ago

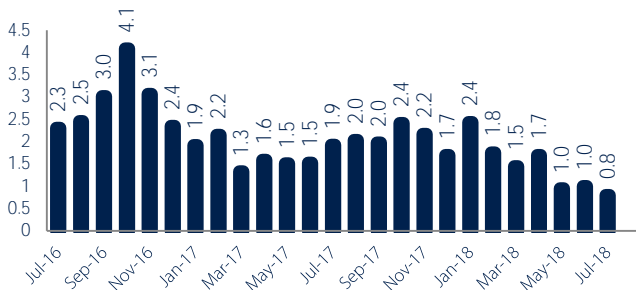
Months of Supply

0.8



Down -59%
Vs. Year Ago

Months Of Supply



Months of Supply

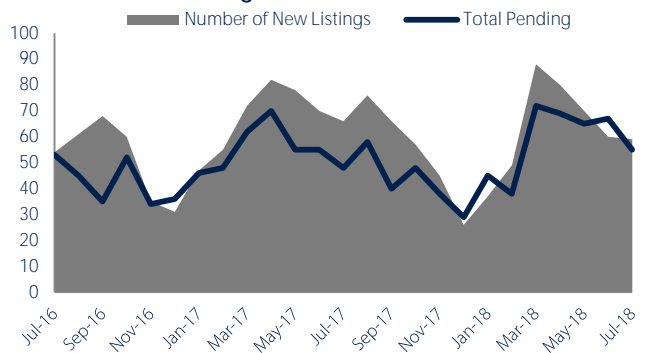
In July, there was 0.8 months of supply available in Bon Air and Huguenot Farms, compared to 1.9 in July 2017. That is a decrease of 58% versus a year ago.

Months of supply is calculated by dividing current inventory by current sales. It indicates how many months would be needed to sell all of the inventory available at the current rate of demand.

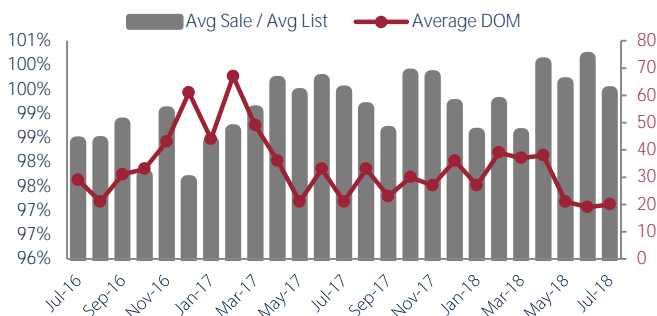
New Listings & Current Contracts

This month there were 59 homes newly listed for sale in Bon Air and Huguenot Farms compared to 66 in July 2017, a decrease of 11%. There were 55 current contracts pending sale this July compared to 48 a year ago. The number of current contracts is 15% higher than last July.

New Listings & Current Contracts



Sale Price/ List Price & DOM



Sale Price to List Price Ratio

In July, the average sale price in Bon Air and Huguenot Farms was 99.4% of the average list price, which is similar compared to a year ago.

Days On Market

This month, the average number of days on market was 20, lower than the average last year, which was 21, a decrease of 5%.



Bon Air and Huguenot Farms are defined as properties listed in zip code/s 23235.

*Detached, Attached, and Condo varies by local area Multiple Listing Service (MLS) definition. For more information regarding your specific market, contact one of Long & Foster's knowledgeable and experienced sales associates.

Information included in this report is based on data supplied by CVRMLS and its member Association(s) of REALTORS, who are not responsible for its accuracy. Does not reflect all activity in the marketplace. Information contained in this report is deemed reliable but not guaranteed, should be independently verified, and does not constitute an opinion of CVRMLS or Long & Foster Real Estate, Inc.

