

# THE LONG & FOSTER MARKET MINUTE™

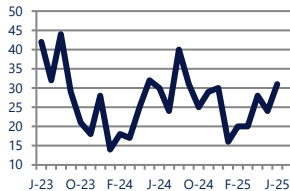
FOCUS ON: **WYOMISSING, SPRING RIDGE, AND WEST LAWN HOUSING MARKET**

JUNE 2025

Zip Code(s): 19609 and 19610

## Units Sold

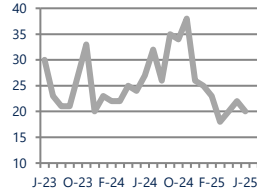
31



**Up 3%**  
Vs. Year Ago

## Active Inventory

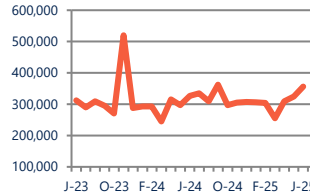
20



**Down -26%**  
Vs. Year Ago

## Median Sale Price

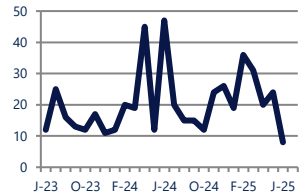
\$356,500



**Up 9%**  
Vs. Year Ago

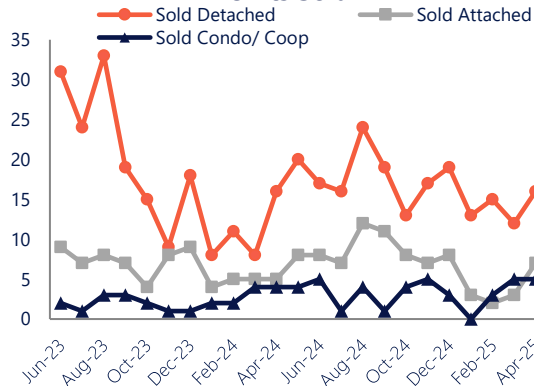
## Days On Market

8



**Down**  
Vs. Year Ago

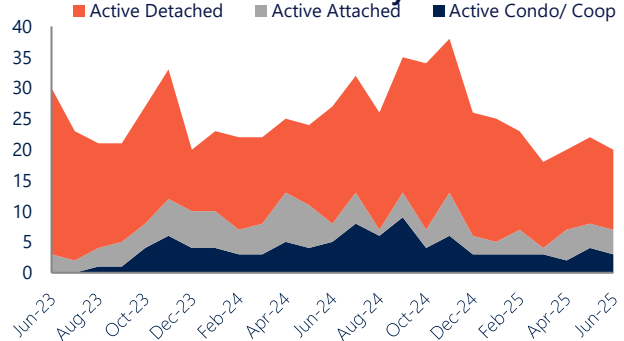
## Units Sold\*



## Units Sold

There was an increase in total units sold in June, with 31 sold this month in Wyomissing, Spring Ridge, and West Lawn versus 24 last month, an increase of 29%. This month's total units sold was higher than at this time last year, an increase of 3% versus June 2024.

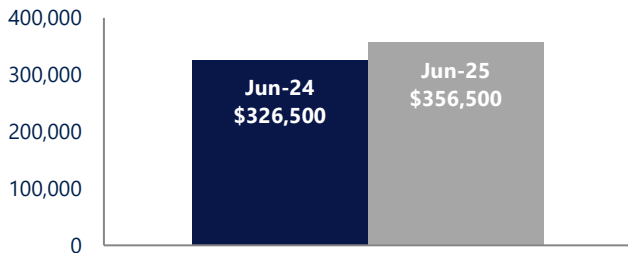
## Active Inventory\*



## Active Inventory

Versus last year, the total number of homes available this month is lower by 7 units or 26%. The total number of active inventory this June was 20 compared to 27 in June 2024. This month's total of 20 is lower than the previous month's total supply of available inventory of 22, a decrease of 9%.

## Median Sale Price



## Median Sale Price

Last June, the median sale price for Wyomissing, Spring Ridge, and West Lawn Homes was \$326,500. This June, the median sale price was \$356,500, an increase of 9% or \$30,000 compared to last year. The current median sold price is 10% higher than in May.

Median sale price is the middle sale price in a given month. The same number of properties are above & below the median.

Wyomissing, Spring Ridge, and West Lawn are defined as properties listed in zip code/s 19609 and 19610.

\*Detached, Attached, and Condo varies by local area Multiple Listing Service (MLS) definition. For more information regarding your specific market, contact one of Long & Foster's knowledgeable and experienced sales associates. Information included in this report is based on data supplied by BRIGHTMLS and its member Association(s) of REALTORS, who are not responsible for its accuracy. Does not reflect all activity in the marketplace. Information contained in this report is deemed reliable but not guaranteed, should be independently verified, and does not constitute an opinion of BRIGHTMLS or Long & Foster Real Estate, Inc.

**LONG & FOSTER**  
REAL ESTATE



# THE LONG & FOSTER MARKET MINUTE™

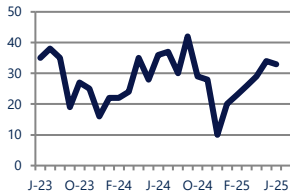
FOCUS ON: **WYOMISSING, SPRING RIDGE, AND WEST LAWN HOUSING MARKET**

JUNE 2025

Zip Code(s): 19609 and 19610

## New Listings

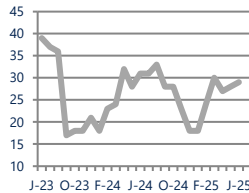
33



**Down -8%**  
Vs. Year Ago

## Current Contracts

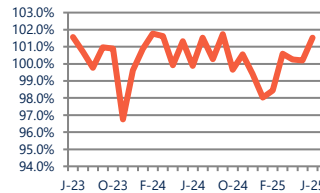
29



**Down -6%**  
Vs. Year Ago

## Sold Vs. List Price

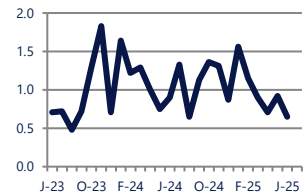
101.5%



**Up 1.6%**  
Vs. Year Ago

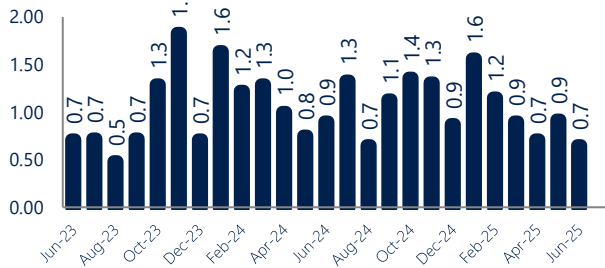
## Months of Supply

0.7



**Down -28%**  
Vs. Year Ago

## Months Of Supply



## Months of Supply

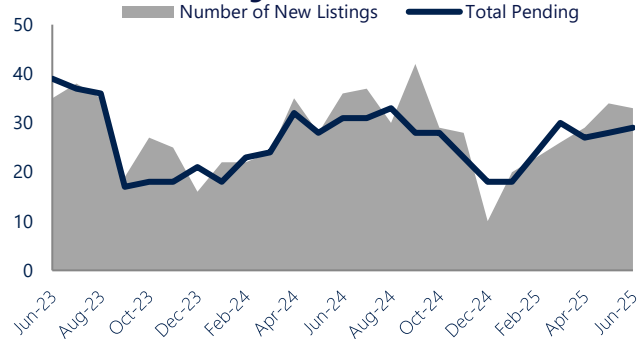
In June, there was 0.6 months of supply available in Wyomissing, Spring Ridge, and West Lawn, compared to 0.9 in June 2024. That is a decrease of 28% versus a year ago.

Months of supply is calculated by dividing current inventory by current sales. It indicates how many months would be needed to sell all of the inventory available at the current rate of demand.

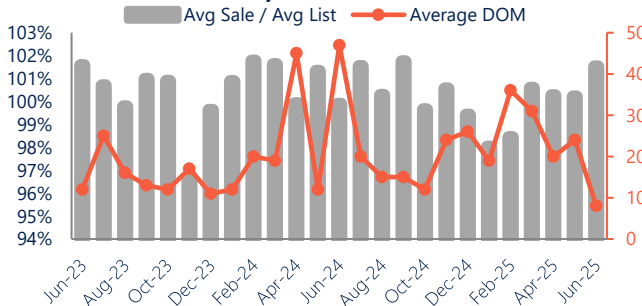
## New Listings & Current Contracts

This month there were 33 homes newly listed for sale in Wyomissing, Spring Ridge, and West Lawn compared to 36 in June 2024, a decrease of 8%. There were 29 current contracts pending sale this June compared to 31 a year ago. The number of current contracts is 6% lower than last June.

## New Listings & Current Contracts



## Sale Price/ List Price & DOM



## Sale Price to List Price Ratio

In June, the average sale price in Wyomissing, Spring Ridge, and West Lawn was 101.5% of the average list price, which is 1.6% higher than at this time last year.

## Days On Market

This month, the average number of days on market was 8, lower than the average last year, which was 47. This decrease was impacted by the limited number of sales.

Wyomissing, Spring Ridge, and West Lawn are defined as properties listed in zip code/s 19609 and 19610.

\*Detached, Attached, and Condo varies by local area Multiple Listing Service (MLS) definition. For more information regarding your specific market, contact one of Long & Foster's knowledgeable and experienced sales associates.

Information included in this report is based on data supplied by BRIGHTMLS and its member Association(s) of REALTORS, who are not responsible for its accuracy. Does not reflect all activity in the marketplace. Information contained in this report is deemed reliable but not guaranteed, should be independently verified, and does not constitute an opinion of BRIGHTMLS or Long & Foster Real Estate, Inc.

**LONG & FOSTER**  
REAL ESTATE

