



The Long & Foster Market Minute™

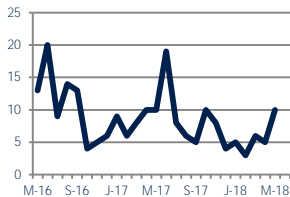
Focus On: Warminster and Jamison Housing Market

May 2018

Zip Code(s): 18974 and 18929

Units Sold

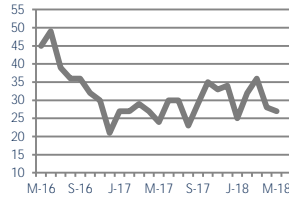
10



No Change
Vs. Year Ago

Active Inventory

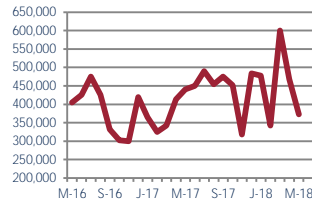
27



Up 13%
Vs. Year Ago

Median Sale Price

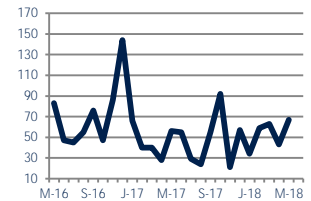
\$372,400



Down -15%
Vs. Year Ago

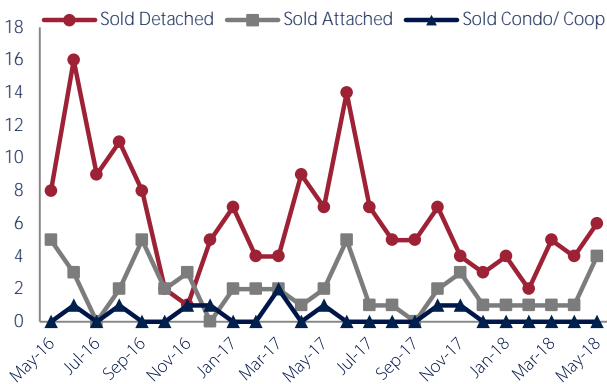
Days On Market

67



Up 20%
Vs. Year Ago

Units Sold*



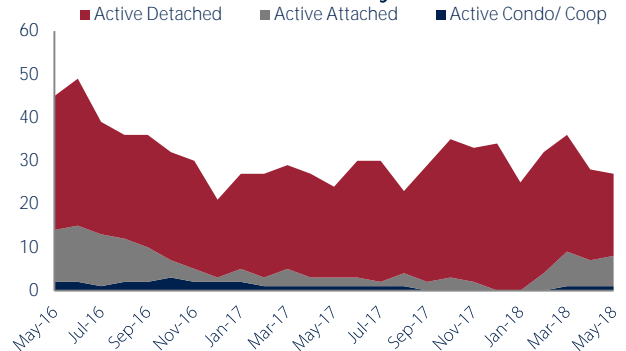
Units Sold

There was an increase in total units sold in May, with 10 sold this month in Warminster and Jamison, an increase of 100%. This month's total units sold is similar compared to a year ago.

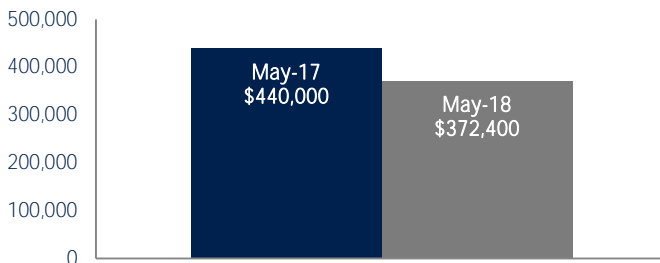
Active Inventory

Versus last year, the total number of homes available this month is higher by 3 units or 13%. The total number of active inventory this May was 27 compared to 24 in May 2017. This month's total of 27 is lower than the previous month's total supply of available inventory of 28, a decrease of 4%.

Active Inventory*



Median Sale Price



Median Sale Price

Last May, the median sale price for Warminster and Jamison Homes was \$440,000. This May, the median sale price was \$372,400, a decrease of 15% or \$67,600 compared to last year. The current median sold price is 20% lower than in April.

Median sale price is the middle sale price in a given month. The same number of properties are above & below the median.



Warminster and Jamison are defined as properties listed in zip code/s 18974 and 18929.

*Detached, Attached, and Condo varies by local area Multiple Listing Service (MLS) definition. For more information regarding your specific market, contact one of Long & Foster's knowledgeable and experienced sales associates.

Information included in this report is based on data supplied by TREND and its member Association(s) of REALTORS, who are not responsible for its accuracy. Does not reflect all activity in the marketplace. Information contained in this report is deemed reliable but not guaranteed, should be independently verified, and does not constitute an opinion of TREND or Long & Foster Real Estate, Inc.

CHRISTIE'S
INTERNATIONAL REAL ESTATE



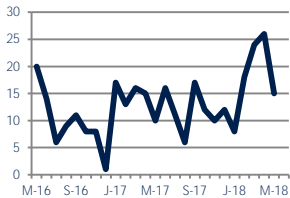
Focus On: Warminster and Jamison Housing Market

May 2018

Zip Code(s): 18974 and 18929

New Listings

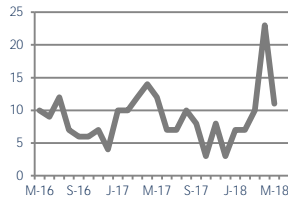
15



Up 50%
Vs. Year Ago

Current Contracts

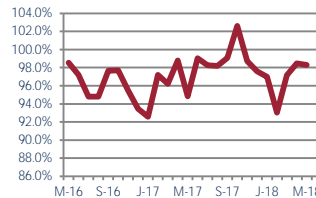
11



Down -8%
Vs. Year Ago

Sold Vs. List Price

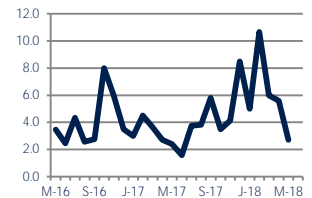
98.3%



Up 3.6%
Vs. Year Ago

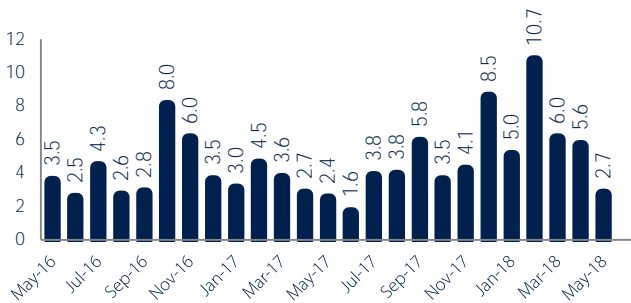
Months of Supply

2.7



Up 13%
Vs. Year Ago

Months Of Supply



Months of Supply

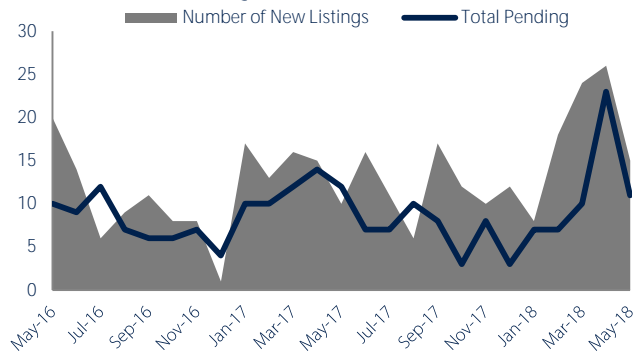
In May, there was 2.7 months of supply available in Warminster and Jamison, compared to 2.4 in May 2017. That is an increase of 13% versus a year ago.

Months of supply is calculated by dividing current inventory by current sales. It indicates how many months would be needed to sell all of the inventory available at the current rate of demand.

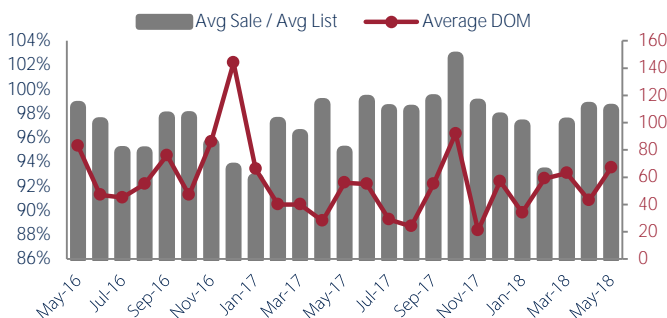
New Listings & Current Contracts

This month there were 15 homes newly listed for sale in Warminster and Jamison compared to 10 in May 2017, an increase of 50%. There were 11 current contracts pending sale this May compared to 12 a year ago. The number of current contracts is 8% lower than last May.

New Listings & Current Contracts



Sale Price/ List Price & DOM



Sale Price to List Price Ratio

In May, the average sale price in Warminster and Jamison was 98.3% of the average list price, which is 3.4% higher than at this time last year.

Days On Market

This month, the average number of days on market was 67, higher than the average last year, which was 56, an increase of 20%.



Warminster and Jamison are defined as properties listed in zip code/s 18974 and 18929.

*Detached, Attached, and Condo varies by local area Multiple Listing Service (MLS) definition. For more information regarding your specific market, contact one of Long & Foster's knowledgeable and experienced sales associates.

Information included in this report is based on data supplied by TREND and its member Association(s) of REALTORS, who are not responsible for its accuracy. Does not reflect all activity in the marketplace. Information contained in this report is deemed reliable but not guaranteed, should be independently verified, and does not constitute an opinion of TREND or Long & Foster Real Estate, Inc.

