

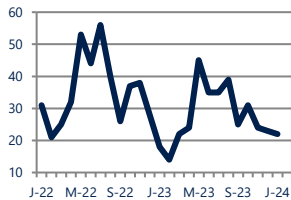


## Focus On: Southampton and Holland Housing Market

January 2024

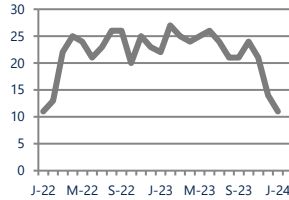
Zip Code(s): 18966

### Units Sold 22



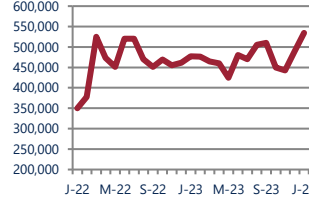
Up 22%  
Vs. Year Ago

### Active Inventory 11



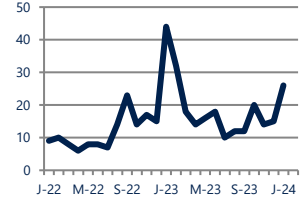
Down -50%  
Vs. Year Ago

### Median Sale Price \$534,500



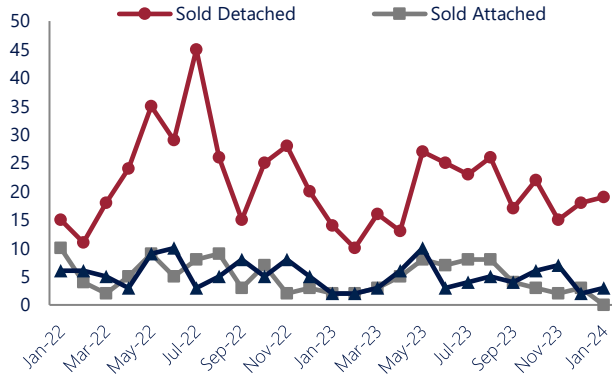
Up 12%  
Vs. Year Ago

### Days On Market 26



Down -41%  
Vs. Year Ago

### Units Sold\*



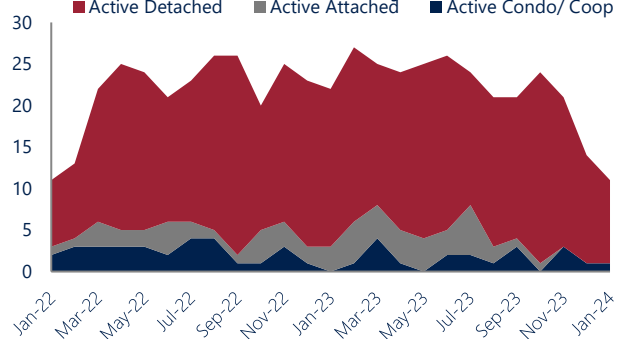
### Units Sold

There was a decrease in total units sold in January, with 22 sold this month in Southampton and Holland versus 23 last month, a decrease of 4%. This month's total units sold was higher than at this time last year, an increase of 22% versus January 2023.

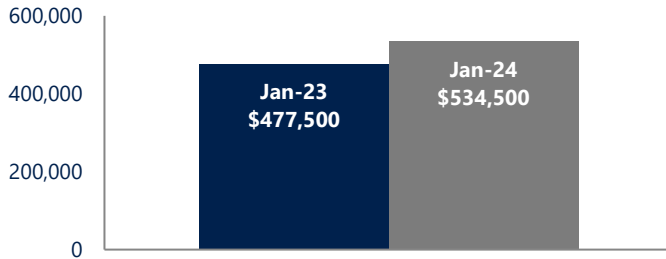
### Active Inventory

Versus last year, the total number of homes available this month is lower by 11 units or 50%. The total number of active inventory this January was 11 compared to 22 in January 2023. This month's total of 11 is lower than the previous month's total supply of available inventory of 14, a decrease of 21%.

### Active Inventory\*



### Median Sale Price



### Median Sale Price

Last January, the median sale price for Southampton and Holland Homes was \$477,500. This January, the median sale price was \$534,500, an increase of 12% or \$57,000 compared to last year. The current median sold price is 9% higher than in December.

Median sale price is the middle sale price in a given month. The same number of properties are above & below the median.

Southampton and Holland are defined as properties listed in zip code/s 18966.

\*Detached, Attached, and Condo varies by local area Multiple Listing Service (MLS) definition. For more information regarding your specific market, contact one of Long & Foster's knowledgeable and experienced sales associates.

Information included in this report is based on data supplied by BRIGHTMLS and its member Association(s) of REALTORS, who are not responsible for its accuracy. Does not reflect all activity in the marketplace. Information contained in this report is deemed reliable but not guaranteed, should be independently verified, and does not constitute an opinion of BRIGHTMLS or Long & Foster Real Estate, Inc.



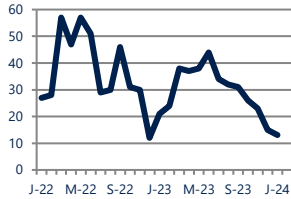
## Focus On: Southampton and Holland Housing Market

January 2024

Zip Code(s): 18966

### New Listings

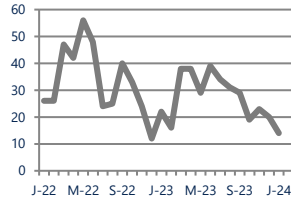
13



**Down -38%**  
Vs. Year Ago

### Current Contracts

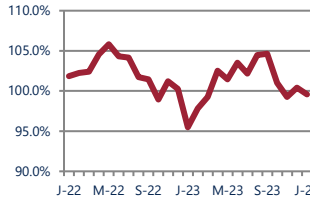
14



**Down -36%**  
Vs. Year Ago

### Sold Vs. List Price

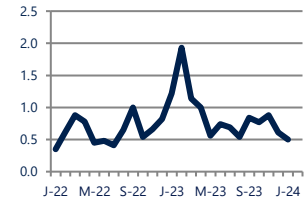
99.6%



**Up 4.3%**  
Vs. Year Ago

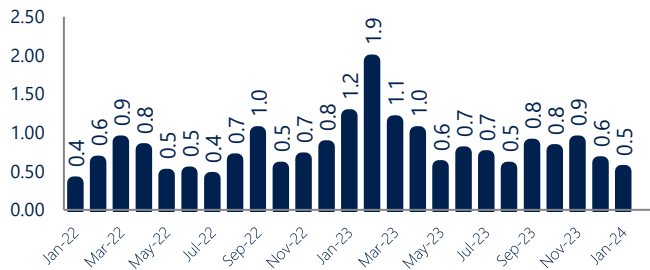
### Months of Supply

0.5



**Down -59%**  
Vs. Year Ago

### Months Of Supply



### Months of Supply

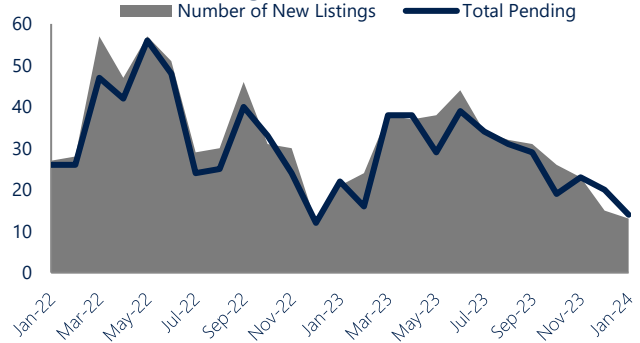
In January, there was 0.5 months of supply available in Southampton and Holland, compared to 1.2 in January 2023. That is a decrease of 59% versus a year ago.

Months of supply is calculated by dividing current inventory by current sales. It indicates how many months would be needed to sell all of the inventory available at the current rate of demand.

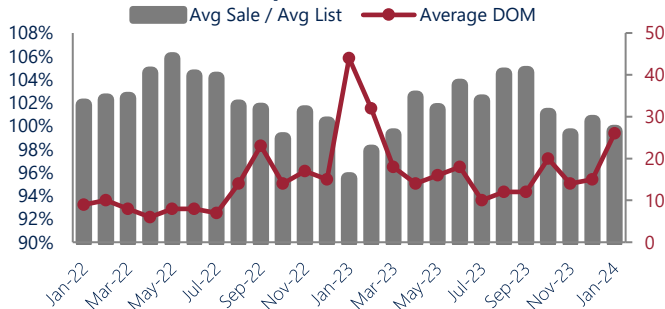
### New Listings & Current Contracts

This month there were 13 homes newly listed for sale in Southampton and Holland compared to 21 in January 2023, a decrease of 38%. There were 14 current contracts pending sale this January compared to 22 a year ago. The number of current contracts is 36% lower than last January.

### New Listings & Current Contracts



### Sale Price/ List Price & DOM



### Sale Price to List Price Ratio

In January, the average sale price in Southampton and Holland was 99.6% of the average list price, which is 4.1% higher than at this time last year.

### Days On Market

This month, the average number of days on market was 26, lower than the average last year, which was 44, a decrease of 41%.

Southampton and Holland are defined as properties listed in zip code/s 18966.

\*Detached, Attached, and Condo varies by local area Multiple Listing Service (MLS) definition. For more information regarding your specific market, contact one of Long & Foster's knowledgeable and experienced sales associates.

Information included in this report is based on data supplied by BRIGHTMLS and its member Association(s) of REALTORS, who are not responsible for its accuracy. Does not reflect all activity in the marketplace. Information contained in this report is deemed reliable but not guaranteed, should be independently verified, and does not constitute an opinion of BRIGHTMLS or Long & Foster Real Estate, Inc.