

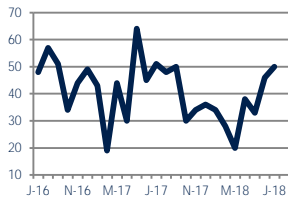
Focus On: Quakertown Housing Market

July 2018

Zip Code(s): 18951, 18955 and 18970

Units Sold

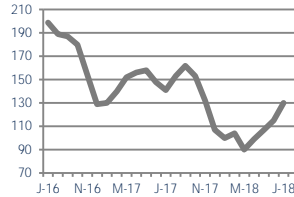
50



Down -2%
Vs. Year Ago

Active Inventory

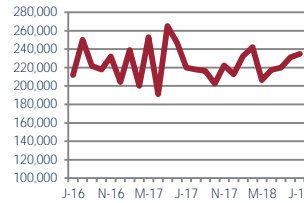
130



Down -8%
Vs. Year Ago

Median Sale Price

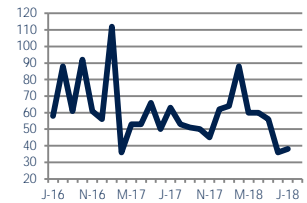
\$235,000



Up 7%
Vs. Year Ago

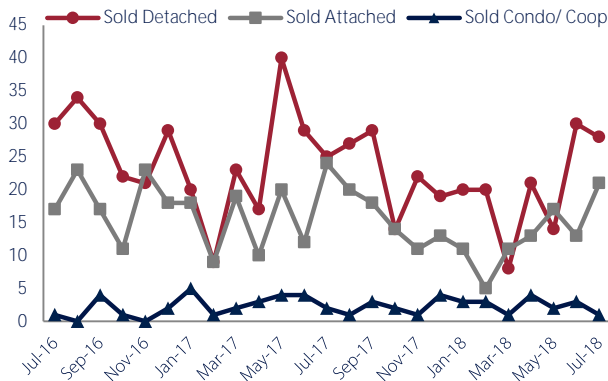
Days On Market

38



Down -40%
Vs. Year Ago

Units Sold*



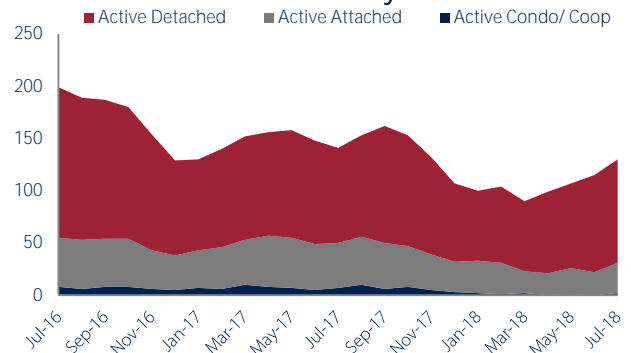
Units Sold

There was an increase in total units sold in July, with 50 sold this month in Quakertown versus 46 last month, an increase of 9%. This month's total units sold was lower than at this time last year, a decrease of 2% versus July 2017.

Active Inventory

Versus last year, the total number of homes available this month is lower by 11 units or 8%. The total number of active inventory this July was 130 compared to 141 in July 2017. This month's total of 130 is higher than the previous month's total supply of available inventory of 115, an increase of 13%.

Active Inventory*



Median Sale Price



Median Sale Price

Last July, the median sale price for Quakertown Homes was \$220,000. This July, the median sale price was \$235,000, an increase of 7% or \$15,000 compared to last year. The current median sold price is 2% higher than in June.

Median sale price is the middle sale price in a given month. The same number of properties are above & below the median.

Quakertown are defined as properties listed in zip code/s 18951, 18955 and 18970.

*Detached, Attached, and Condo varies by local area Multiple Listing Service (MLS) definition. For more information regarding your specific market, contact one of Long & Foster's knowledgeable and experienced sales associates.

Information included in this report is based on data supplied by TREND and its member Association(s) of REALTORS, who are not responsible for its accuracy. Does not reflect all activity in the marketplace. Information contained in this report is deemed reliable but not guaranteed, should be independently verified, and does not constitute an opinion of TREND or Long & Foster Real Estate, Inc.



CHRISTIE'S
INTERNATIONAL REAL ESTATE



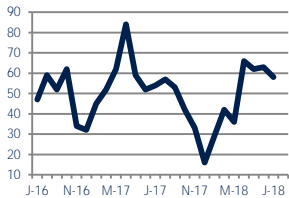
Focus On: Quakertown Housing Market

July 2018

Zip Code(s): 18951, 18955 and 18970

New Listings

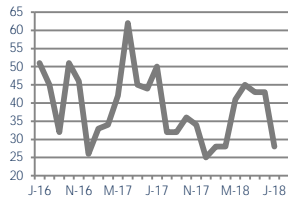
58



Up 7%
Vs. Year Ago

Current Contracts

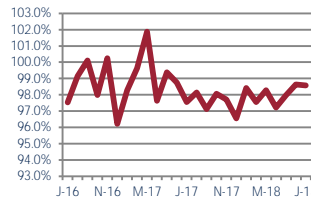
28



Down -44%
Vs. Year Ago

Sold Vs. List Price

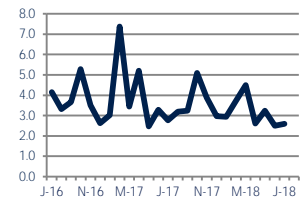
98.6%



Up 1%
Vs. Year Ago

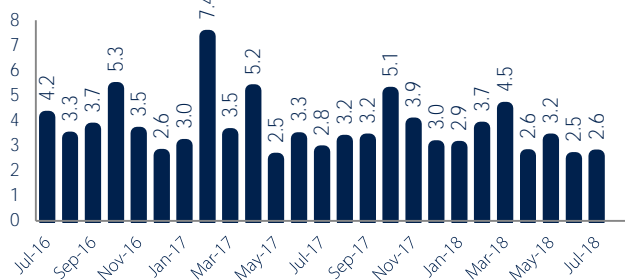
Months of Supply

2.6



Down -6%
Vs. Year Ago

Months Of Supply



Months of Supply

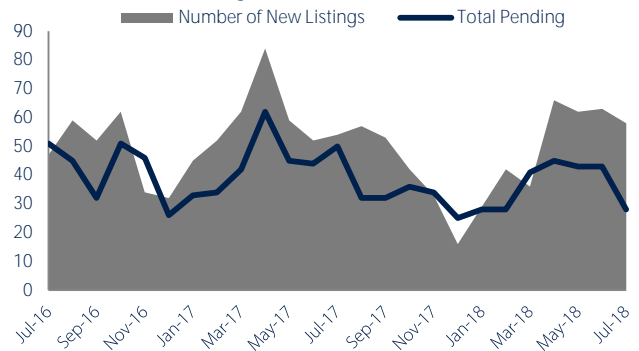
In July, there was 2.6 months of supply available in Quakertown, compared to 2.8 in July 2017. That is a decrease of 6% versus a year ago.

Months of supply is calculated by dividing current inventory by current sales. It indicates how many months would be needed to sell all of the inventory available at the current rate of demand.

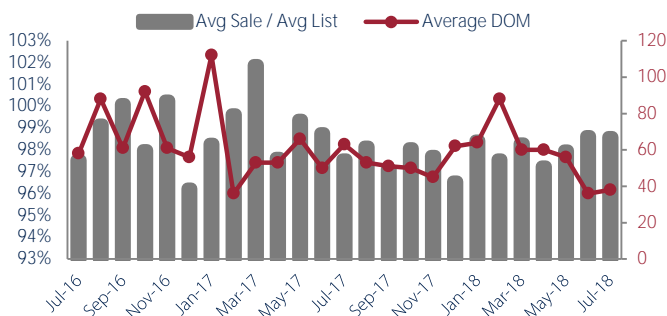
New Listings & Current Contracts

This month there were 58 homes newly listed for sale in Quakertown compared to 54 in July 2017, an increase of 7%. There were 28 current contracts pending sale this July compared to 50 a year ago. The number of current contracts is 44% lower than last July.

New Listings & Current Contracts



Sale Price/ List Price & DOM



Sale Price to List Price Ratio

In July, the average sale price in Quakertown was 98.6% of the average list price, which is 1.0% higher than at this time last year.

Days On Market

This month, the average number of days on market was 38, lower than the average last year, which was 63, a decrease of 40%.



Quakertown are defined as properties listed in zip code/s 18951, 18955 and 18970.

*Detached, Attached, and Condo varies by local area Multiple Listing Service (MLS) definition. For more information regarding your specific market, contact one of Long & Foster's knowledgeable and experienced sales associates.

Information included in this report is based on data supplied by TREND and its member Association(s) of REALTORS, who are not responsible for its accuracy. Does not reflect all activity in the marketplace. Information contained in this report is deemed reliable but not guaranteed, should be independently verified, and does not constitute an opinion of TREND or Long & Foster Real Estate, Inc.

