



The Long & Foster Market Minute™

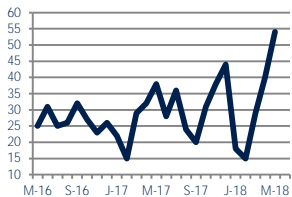
Focus On: Lansdowne and Yeadon Housing Market

May 2018

Zip Code(s): 19050

Units Sold

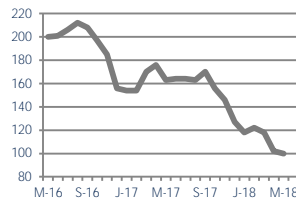
54



Up
Vs. Year Ago

Active Inventory

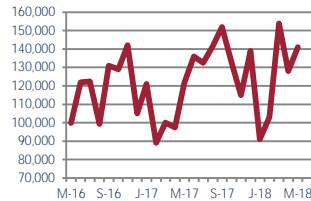
100



Down -39%
Vs. Year Ago

Median Sale Price

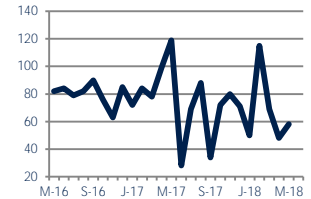
\$140,950



Up 16%
Vs. Year Ago

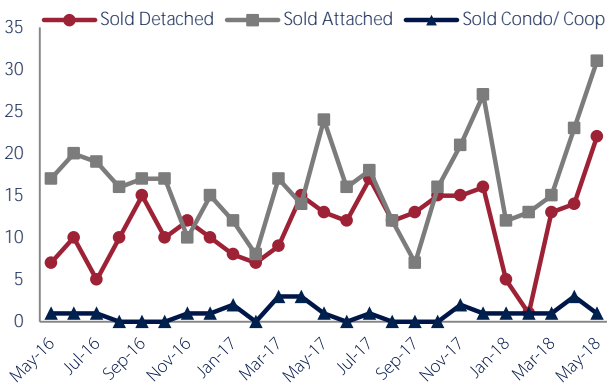
Days On Market

58



Down -51%
Vs. Year Ago

Units Sold*



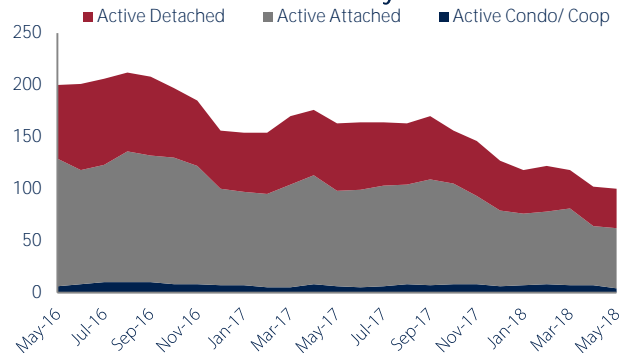
Units Sold

There was an increase in total units sold in May, with 54 sold this month in Lansdowne and Yeadon. This month's total units sold was higher than at this time last year.

Active Inventory

Versus last year, the total number of homes available this month is lower by 63 units or 39%. The total number of active inventory this May was 100 compared to 163 in May 2017. This month's total of 100 is lower than the previous month's total supply of available inventory of 102, a decrease of 2%.

Active Inventory*



Median Sale Price



Median Sale Price

Last May, the median sale price for Lansdowne and Yeadon Homes was \$121,500. This May, the median sale price was \$140,950, an increase of 16% or \$19,450 compared to last year. The current median sold price is 10% higher than in April.

Median sale price is the middle sale price in a given month. The same number of properties are above & below the median.

Lansdowne and Yeadon are defined as properties listed in zip code/s 19050.

*Detached, Attached, and Condo varies by local area Multiple Listing Service (MLS) definition. For more information regarding your specific market, contact one of Long & Foster's knowledgeable and experienced sales associates.

Information included in this report is based on data supplied by TREND and its member Association(s) of REALTORS, who are not responsible for its accuracy. Does not reflect all activity in the marketplace. Information contained in this report is deemed reliable but not guaranteed, should be independently verified, and does not constitute an opinion of TREND or Long & Foster Real Estate, Inc.



CHRISTIE'S
INTERNATIONAL REAL ESTATE





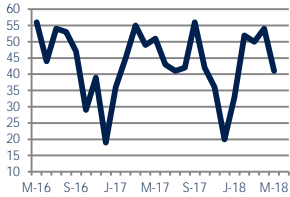
Focus On: Lansdowne and Yeadon Housing Market

May 2018

Zip Code(s): 19050

New Listings

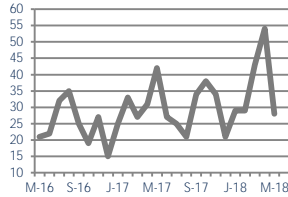
41



Down -20%
Vs. Year Ago

Current Contracts

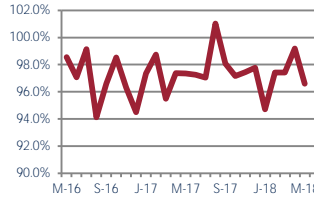
28



Down -33%
Vs. Year Ago

Sold Vs. List Price

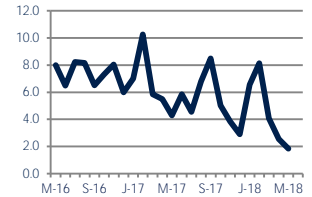
96.6%



Down -0.8%
Vs. Year Ago

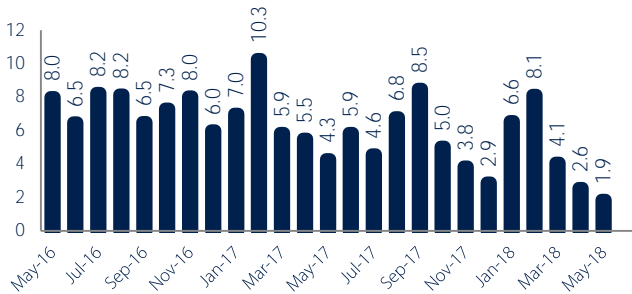
Months of Supply

1.9



Down -57%
Vs. Year Ago

Months Of Supply



Months of Supply

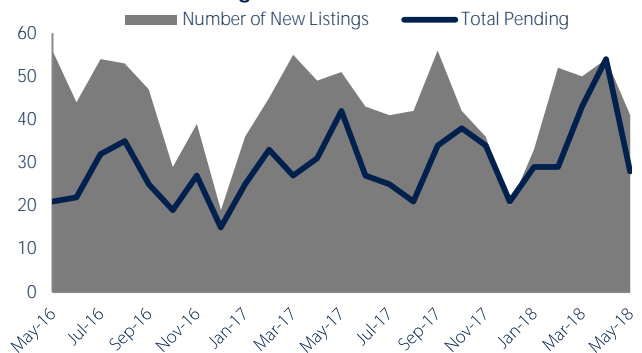
In May, there was 1.9 months of supply available in Lansdowne and Yeadon, compared to 4.3 in May 2017. That is a decrease of 57% versus a year ago.

Months of supply is calculated by dividing current inventory by current sales. It indicates how many months would be needed to sell all of the inventory available at the current rate of demand.

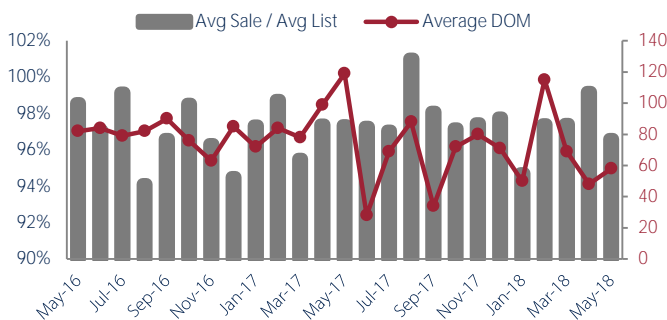
New Listings & Current Contracts

This month there were 41 homes newly listed for sale in Lansdowne and Yeadon compared to 51 in May 2017, a decrease of 20%. There were 28 current contracts pending sale this May compared to 42 a year ago. The number of current contracts is 33% lower than last May.

New Listings & Current Contracts



Sale Price/ List Price & DOM



Sale Price to List Price Ratio

In May, the average sale price in Lansdowne and Yeadon was 96.6% of the average list price, which is 0.8% lower than at this time last year.

Days On Market

This month, the average number of days on market was 58, lower than the average last year, which was 119, a decrease of 51%.



Lansdowne and Yeadon are defined as properties listed in zip code/s 19050.

*Detached, Attached, and Condo varies by local area Multiple Listing Service (MLS) definition. For more information regarding your specific market, contact one of Long & Foster's knowledgeable and experienced sales associates.

Information included in this report is based on data supplied by TREND and its member Association(s) of REALTORS, who are not responsible for its accuracy. Does not reflect all activity in the marketplace. Information contained in this report is deemed reliable but not guaranteed, should be independently verified, and does not constitute an opinion of TREND or Long & Foster Real Estate, Inc.

