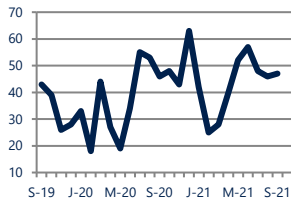




Zip Code(s): 19036, 19032 and 19074

### Units Sold

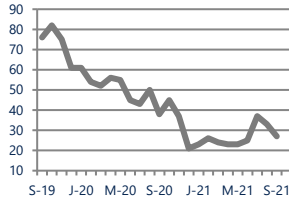
47



**Up 2%**  
Vs. Year Ago

### Active Inventory

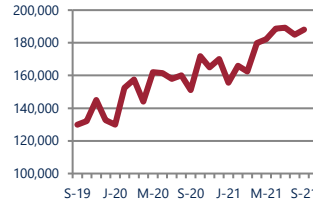
27



**Down -29%**  
Vs. Year Ago

### Median Sale Price

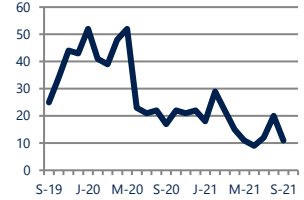
\$188,000



**Up 25%**  
Vs. Year Ago

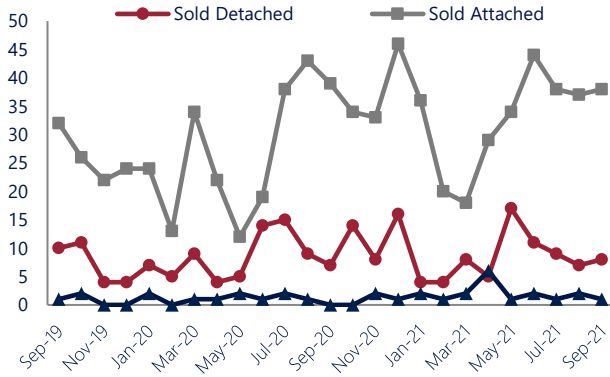
### Days On Market

11



**Down -35%**  
Vs. Year Ago

### Units Sold\*



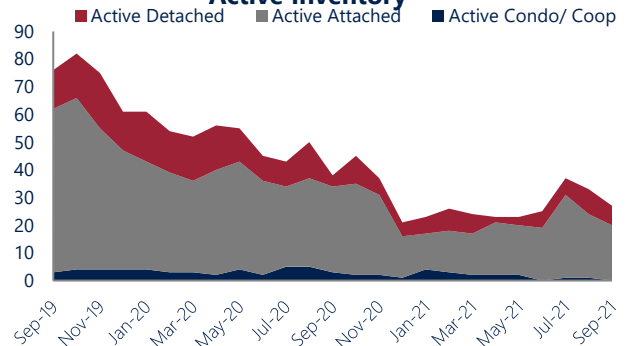
### Units Sold

There was an increase in total units sold in September, with 47 sold this month in Glenolden, Folcroft, and Norwood versus 46 last month, an increase of 2%. This month's total units sold was higher than at this time last year, an increase of 2% versus September 2020.

### Active Inventory

Versus last year, the total number of homes available this month is lower by 11 units or 29%. The total number of active inventory this September was 27 compared to 38 in September 2020. This month's total of 27 is lower than the previous month's total supply of available inventory of 33, a decrease of 18%.

### Active Inventory\*



### Median Sale Price



### Median Sale Price

Last September, the median sale price for Glenolden, Folcroft, and Norwood Homes was \$151,000. This September, the median sale price was \$188,000, an increase of 25% or \$37,000 compared to last year. The current median sold price is 2% higher than in August.

Median sale price is the middle sale price in a given month. The same number of properties are above & below the median.

Glenolden, Folcroft, and Norwood are defined as properties listed in zip code/s 19036, 19032 and 19074.

\*Detached, Attached, and Condo varies by local area Multiple Listing Service (MLS) definition. For more information regarding your specific market, contact one of Long & Foster's knowledgeable and experienced sales associates.  
Information included in this report is based on data supplied by BRIGHTMLS and its member Association(s) of REALTORS, who are not responsible for its accuracy. Does not reflect all activity in the marketplace. Information contained in this report is deemed reliable but not guaranteed, should be independently verified, and does not constitute an opinion of BRIGHTMLS or Long & Foster Real Estate, Inc.

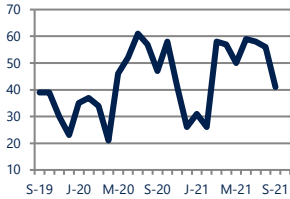




Zip Code(s): 19036, 19032 and 19074

### New Listings

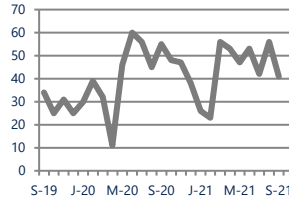
41



**Down -13%**  
Vs. Year Ago

### Current Contracts

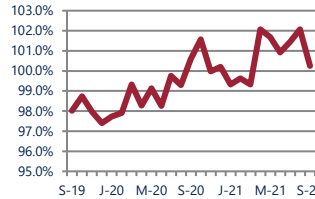
41



**Down -25%**  
Vs. Year Ago

### Sold Vs. List Price

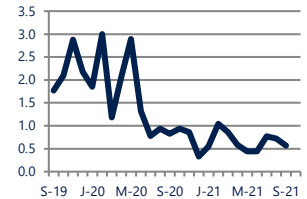
100.3%



**No Change**  
Vs. Year Ago

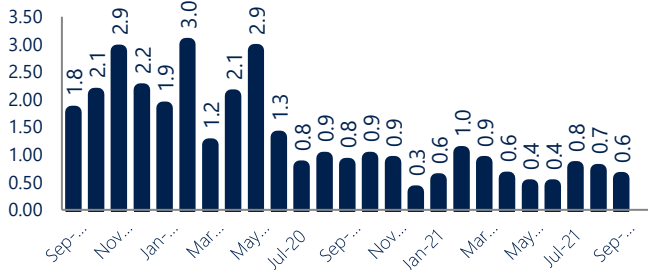
### Months of Supply

0.6



**Down -31%**  
Vs. Year Ago

### Months of Supply



### Months of Supply

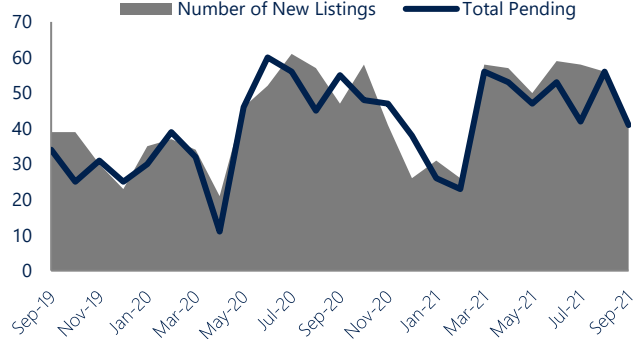
In September, there was 0.6 months of supply available in Glenolden, Folcroft, and Norwood, compared to 0.8 in September 2020. That is a decrease of 30% versus a year ago.

Months of supply is calculated by dividing current inventory by current sales. It indicates how many months would be needed to sell all of the inventory available at the current rate of demand.

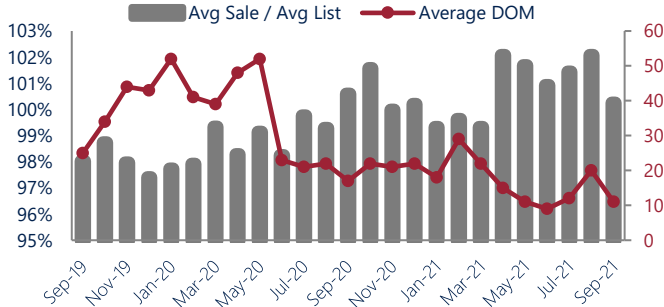
### New Listings & Current Contracts

This month there were 41 homes newly listed for sale in Glenolden, Folcroft, and Norwood compared to 47 in September 2020, a decrease of 13%. There were 41 current contracts pending sale this September compared to 55 a year ago. The number of current contracts is 25% lower than last September.

### New Listings & Current Contracts



### Sale Price/ List Price & DOM



### Sale Price to List Price Ratio

In September, the average sale price in Glenolden, Folcroft, and Norwood was 100.3% of the average list price, which is similar compared to a year ago.

### Days On Market

This month, the average number of days on market was 11, lower than the average last year, which was 17, a decrease of 35%.



Glenolden, Folcroft, and Norwood are defined as properties listed in zip code/s 19036, 19032 and 19074.

\*Detached, Attached, and Condo varies by local area Multiple Listing Service (MLS) definition. For more information regarding your specific market, contact one of Long & Foster's knowledgeable and experienced sales associates.

Information included in this report is based on data supplied by BRIGHTMLS and its member Association(s) of REALTORS, who are not responsible for its accuracy. Does not reflect all activity in the marketplace. Information contained in this report is deemed reliable but not guaranteed, should be independently verified, and does not constitute an opinion of BRIGHTMLS or Long & Foster Real Estate, Inc.

