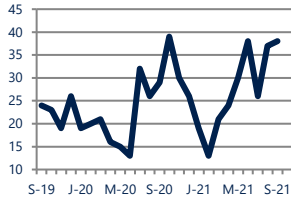




Zip Code(s): 19061

### Units Sold

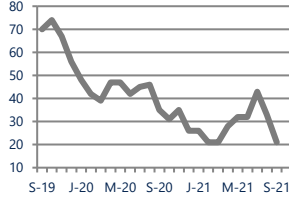
38



**Up 31%**  
Vs. Year Ago

### Active Inventory

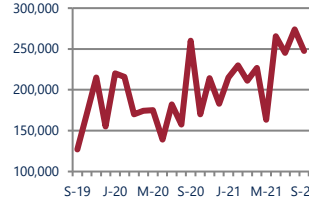
21



**Down -40%**  
Vs. Year Ago

### Median Sale Price

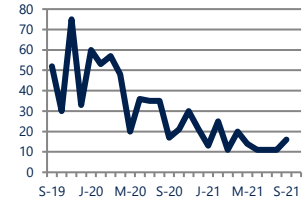
\$247,500



**Down -5%**  
Vs. Year Ago

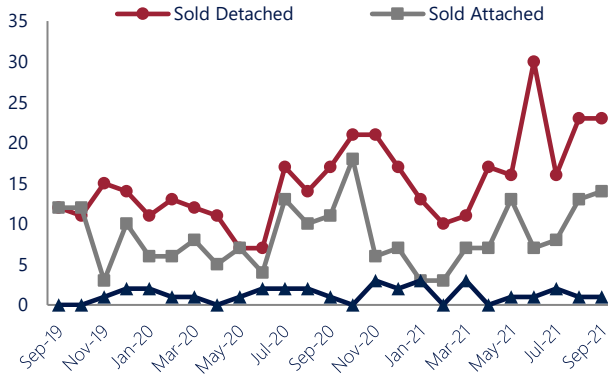
### Days On Market

16



**Down -6%**  
Vs. Year Ago

### Units Sold\*



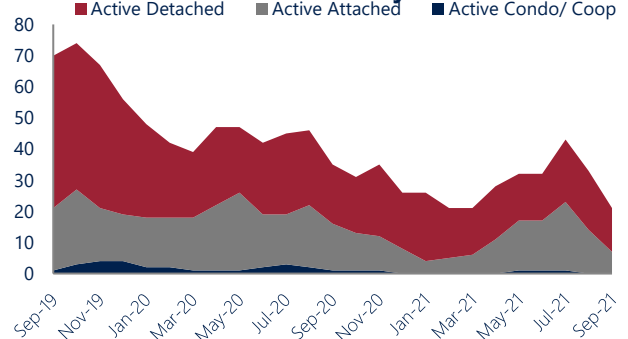
### Units Sold

There was an increase in total units sold in September, with 38 sold this month in Boothwyn and Marcus Hook versus 37 last month, an increase of 3%. This month's total units sold was higher than at this time last year, an increase of 31% versus September 2020.

### Active Inventory

Versus last year, the total number of homes available this month is lower by 14 units or 40%. The total number of active inventory this September was 21 compared to 35 in September 2020. This month's total of 21 is lower than the previous month's total supply of available inventory of 33, a decrease of 36%.

### Active Inventory\*



### Median Sale Price



### Median Sale Price

Last September, the median sale price for Boothwyn and Marcus Hook Homes was \$260,000. This September, the median sale price was \$247,500, a decrease of 5% or \$12,500 compared to last year. The current median sold price is 10% lower than in August.

Median sale price is the middle sale price in a given month. The same number of properties are above & below the median.

Boothwyn and Marcus Hook are defined as properties listed in zip code/s 19061.

\*Detached, Attached, and Condo varies by local area Multiple Listing Service (MLS) definition. For more information regarding your specific market, contact one of Long & Foster's knowledgeable and experienced sales associates. Information included in this report is based on data supplied by BRIGHTMLS and its member Association(s) of REALTORS, who are not responsible for its accuracy. Does not reflect all activity in the marketplace. Information contained in this report is deemed reliable but not guaranteed, should be independently verified, and does not constitute an opinion of BRIGHTMLS or Long & Foster Real Estate, Inc.

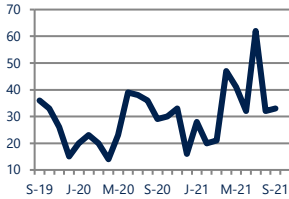




Zip Code(s): 19061

### New Listings

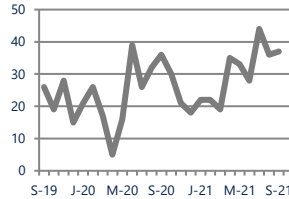
33



**Up 14%**  
Vs. Year Ago

### Current Contracts

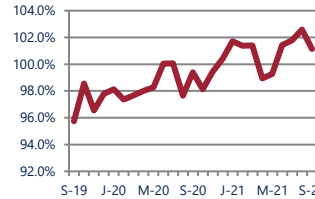
37



**Up 3%**  
Vs. Year Ago

### Sold Vs. List Price

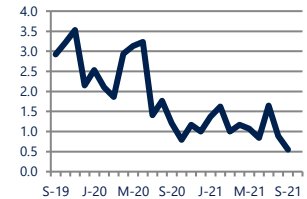
101.1%



**Up 1.7%**  
Vs. Year Ago

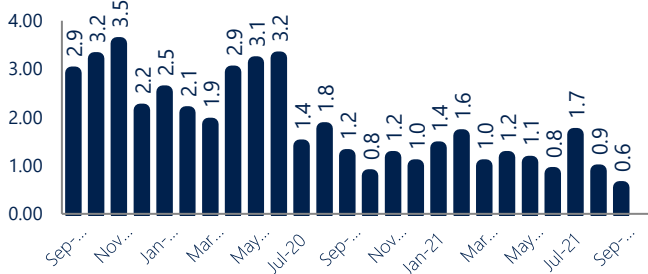
### Months of Supply

0.6



**Down -55%**  
Vs. Year Ago

### Months of Supply



### Months of Supply

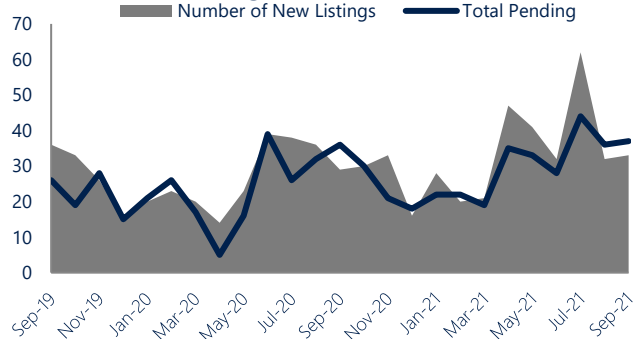
In September, there was 0.6 months of supply available in Boothwyn and Marcus Hook, compared to 1.2 in September 2020. That is a decrease of 54% versus a year ago.

Months of supply is calculated by dividing current inventory by current sales. It indicates how many months would be needed to sell all of the inventory available at the current rate of demand.

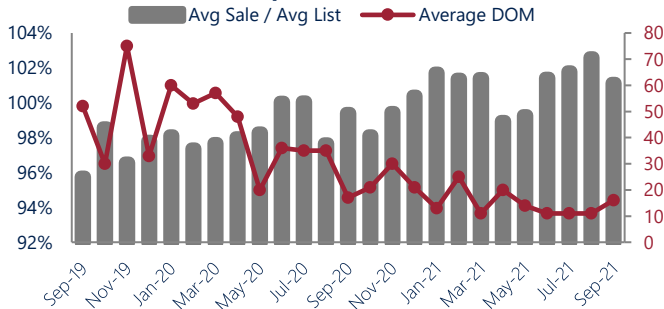
### New Listings & Current Contracts

This month there were 33 homes newly listed for sale in Boothwyn and Marcus Hook compared to 29 in September 2020, an increase of 14%. There were 37 current contracts pending sale this September compared to 36 a year ago. The number of current contracts is 3% higher than last September.

### New Listings & Current Contracts



### Sale Price/ List Price & DOM



### Sale Price to List Price Ratio

In September, the average sale price in Boothwyn and Marcus Hook was 101.1% of the average list price, which is 1.7% higher than at this time last year.

### Days On Market

This month, the average number of days on market was 16, lower than the average last year, which was 17, a decrease of 6%.



Boothwyn and Marcus Hook are defined as properties listed in zip code/s 19061.

\*Detached, Attached, and Condo varies by local area Multiple Listing Service (MLS) definition. For more information regarding your specific market, contact one of Long & Foster's knowledgeable and experienced sales associates.

Information included in this report is based on data supplied by BRIGHTMLS and its member Association(s) of REALTORS, who are not responsible for its accuracy. Does not reflect all activity in the marketplace. Information contained in this report is deemed reliable but not guaranteed, should be independently verified, and does not constitute an opinion of BRIGHTMLS or Long & Foster Real Estate, Inc.

