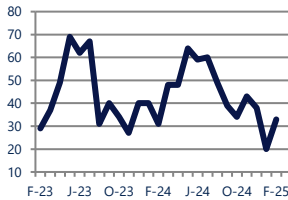


# THE LONG & FOSTER MARKET MINUTE™

FOCUS ON: **BELLA VISTA HOUSING MARKET** FEBRUARY 2025

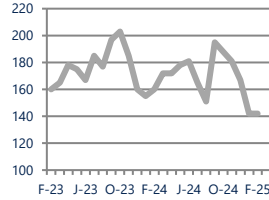
Zip Code(s): 19147

**Units Sold**  
33



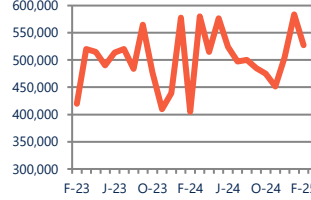
**Up**  
Vs. Year Ago

**Active Inventory**  
142



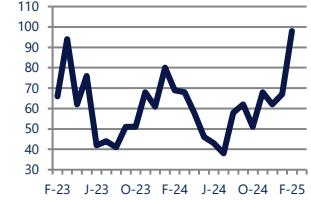
**Down -11%**  
Vs. Year Ago

**Median Sale Price**  
\$527,000



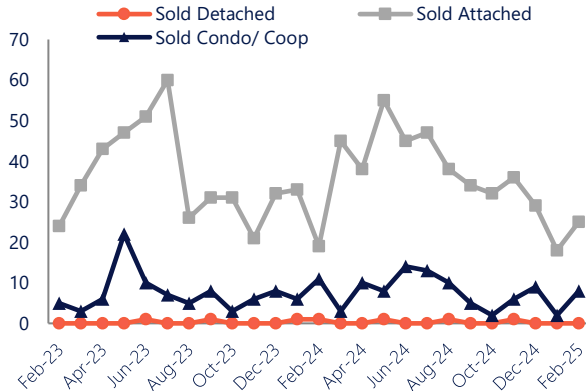
**Up**  
Vs. Year Ago

**Days On Market**  
98



**Up 42%**  
Vs. Year Ago

## Units Sold\*



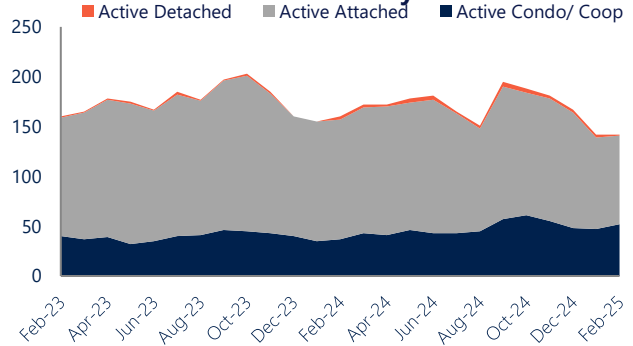
## Units Sold

With relatively few transactions, there was an increase in total units sold in February, with 33 sold this month in Bella Vista. This month's total units sold was higher than at this time last year, an increase from February 2024.

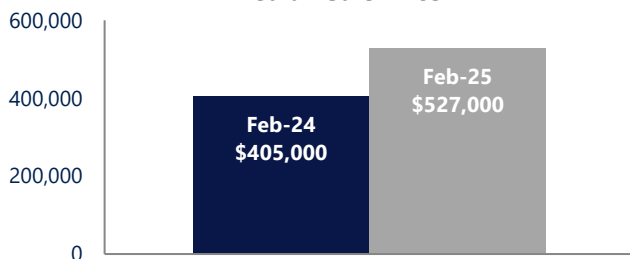
## Active Inventory

Versus last year, the total number of homes available this month is lower by 18 units or 11%. The total number of active inventory this February was 142 compared to 160 in February 2024. This month's supply remained stable as compared to last month.

## Active Inventory\*



## Median Sale Price



## Median Sale Price

Due to the relatively small number of units sold, the median sale price showed significant change this month. Last February, the median sale price for Bella Vista Homes was \$405,000. This February, the median sale price was \$527,000, an increase of \$122,000 compared to last year. The current median sold price is lower than in January.

Median sale price is the middle sale price in a given month. The same number of properties are above & below the median.

Bella Vista are defined as properties listed in zip code/s 19147.

\*Detached, Attached, and Condo varies by local area Multiple Listing Service (MLS) definition. For more information regarding your specific market, contact one of Long & Foster's knowledgeable and experienced sales associates.

Information included in this report is based on data supplied by BRIGHTMLS and its member Association(s) of REALTORS, who are not responsible for its accuracy. Does not reflect all activity in the marketplace. Information contained in this report is deemed reliable but not guaranteed, should be independently verified, and does not constitute an opinion of BRIGHTMLS or Long & Foster Real Estate, Inc.

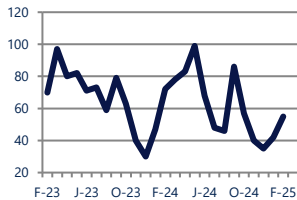
# THE LONG & FOSTER MARKET MINUTE™

FOCUS ON: **BELLA VISTA HOUSING MARKET** FEBRUARY 2025

Zip Code(s): 19147

## New Listings

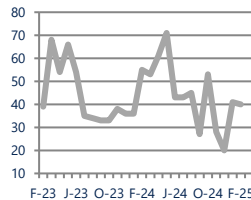
55



**Down -24%**  
Vs. Year Ago

## Current Contracts

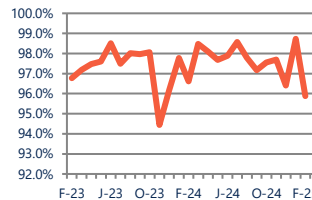
40



**Down -27%**  
Vs. Year Ago

## Sold Vs. List Price

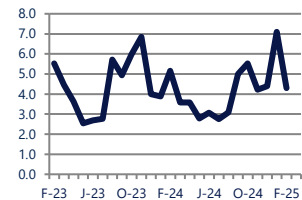
95.9%



**Down -0.8%**  
Vs. Year Ago

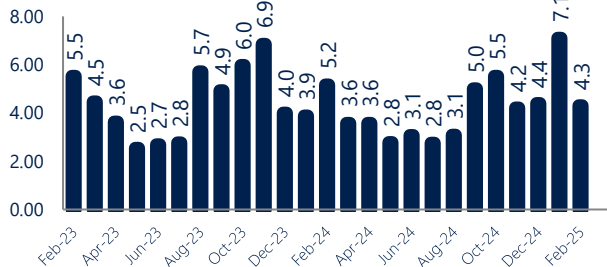
## Months of Supply

4.3



**Down -17%**  
Vs. Year Ago

## Months Of Supply



## Months of Supply

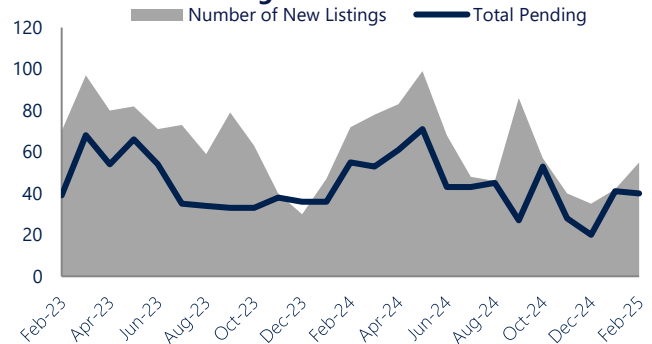
In February, there was 4.3 months of supply available in Bella Vista, compared to 5.2 in February 2024. That is a decrease of 17% versus a year ago.

Months of supply is calculated by dividing current inventory by current sales. It indicates how many months would be needed to sell all of the inventory available at the current rate of demand.

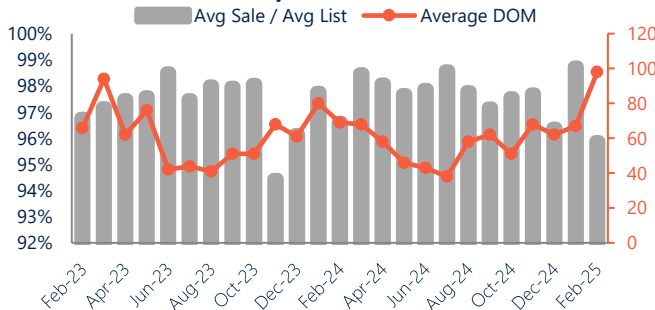
## New Listings & Current Contracts

This month there were 55 homes newly listed for sale in Bella Vista compared to 72 in February 2024, a decrease of 24%. There were 40 current contracts pending sale this February compared to 55 a year ago. The number of current contracts is 27% lower than last February.

## New Listings & Current Contracts



## Sale Price/ List Price & DOM



## Sale Price to List Price Ratio

In February, the average sale price in Bella Vista was 95.9% of the average list price, which is 0.7% lower than at this time last year.

## Days On Market

This month, the average number of days on market was 98, higher than the average last year, which was 69, an increase of 42%.

Bella Vista are defined as properties listed in zip code/s 19147.

\*Detached, Attached, and Condo varies by local area Multiple Listing Service (MLS) definition. For more information regarding your specific market, contact one of Long & Foster's knowledgeable and experienced sales associates.

Information included in this report is based on data supplied by BRIGHTMLS and its member Association(s) of REALTORS, who are not responsible for its accuracy. Does not reflect all activity in the marketplace. Information contained in this report is deemed reliable but not guaranteed, should be independently verified, and does not constitute an opinion of BRIGHTMLS or Long & Foster Real Estate, Inc.