



# The Long & Foster Market Minute™

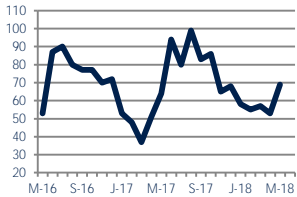
Focus On: Freehold Borough and Freehold Township Housing Market

May 2018

Zip Code(s): 07728

## Units Sold

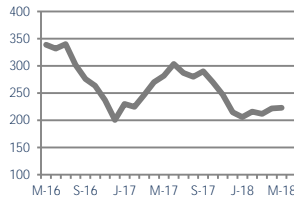
69



Up 8%  
Vs. Year Ago

## Active Inventory

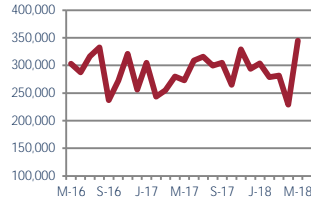
223



Down -21%  
Vs. Year Ago

## Median Sale Price

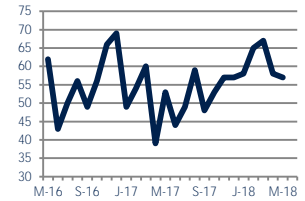
\$345,000



Up 26%  
Vs. Year Ago

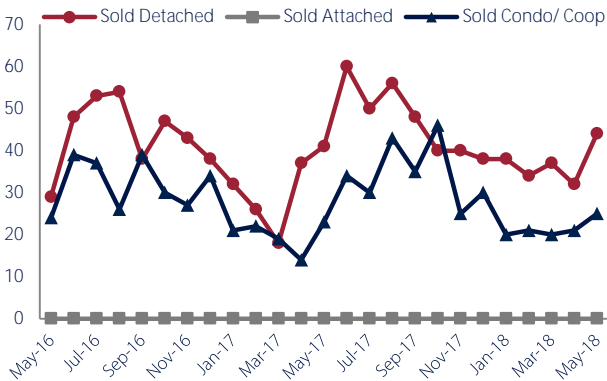
## Days On Market

57



Up 8%  
Vs. Year Ago

## Units Sold\*



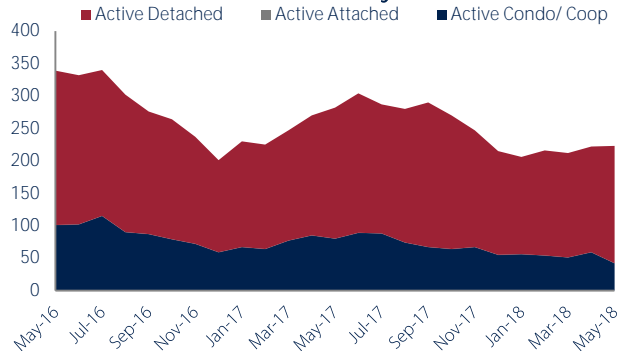
## Units Sold

There was an increase in total units sold in May, with 69 sold this month in Freehold Borough and Freehold Township versus 53 last month, an increase of 30%. This month's total units sold was higher than at this time last year, an increase of 8% versus May 2017.

## Active Inventory

Versus last year, the total number of homes available this month is lower by 59 units or 21%. The total number of active inventory this May was 223 compared to 282 in May 2017. This month's supply remained stable as compared to last month.

## Active Inventory\*



## Median Sale Price



## Median Sale Price

Last May, the median sale price for Freehold Borough and Freehold Township Homes was \$272,813. This May, the median sale price was \$345,000, an increase of \$72,187 compared to last year. The current median sold price is higher than in April.

Median sale price is the middle sale price in a given month. The same number of properties are above & below the median.



Freehold Borough and Freehold Township are defined as properties listed in zip code/s 07728.

\*Detached, Attached, and Condo varies by local area Multiple Listing Service (MLS) definition. For more information regarding your specific market, contact one of Long & Foster's knowledgeable and experienced sales associates.

Information included in this report is based on data supplied by MOMLS and its member Association(s) of REALTORS, who are not responsible for its accuracy. Does not reflect all activity in the marketplace. Information contained in this report is deemed reliable but not guaranteed, should be independently verified, and does not constitute an opinion of MOMLS or Long & Foster Real Estate, Inc.

CHRISTIE'S  
INTERNATIONAL REAL ESTATE

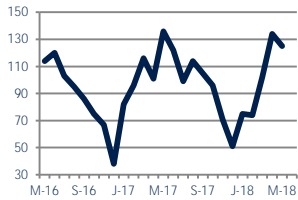




Zip Code(s): 07728

### New Listings

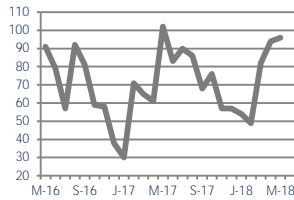
125



Down -8%  
Vs. Year Ago

### Current Contracts

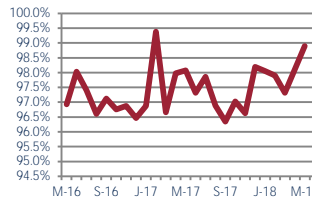
96



Down -6%  
Vs. Year Ago

### Sold Vs. List Price

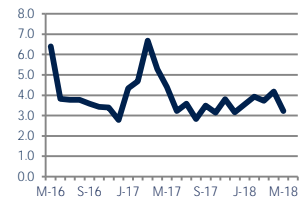
98.9%



Up 0.8%  
Vs. Year Ago

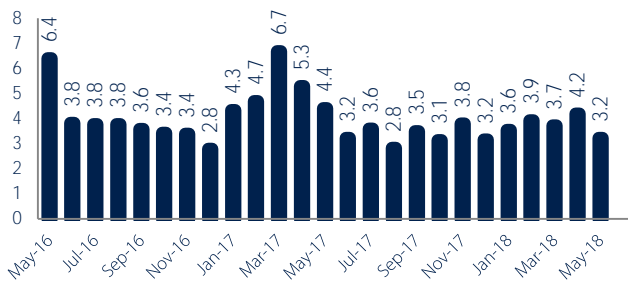
### Months of Supply

3.2



Down -27%  
Vs. Year Ago

### Months Of Supply



### Months of Supply

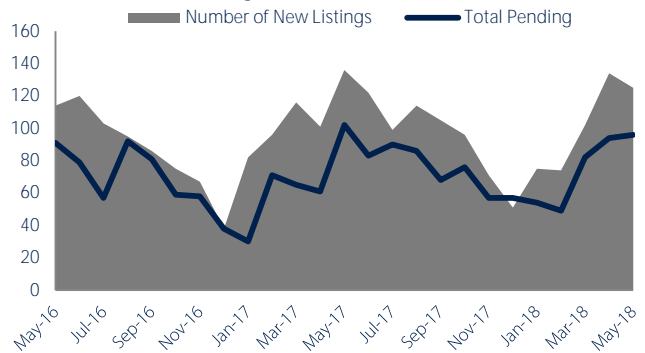
In May, there was 3.2 months of supply available in Freehold Borough and Freehold Township, compared to 4.4 in May 2017. That is a decrease of 27% versus a year ago.

Months of supply is calculated by dividing current inventory by current sales. It indicates how many months would be needed to sell all of the inventory available at the current rate of demand.

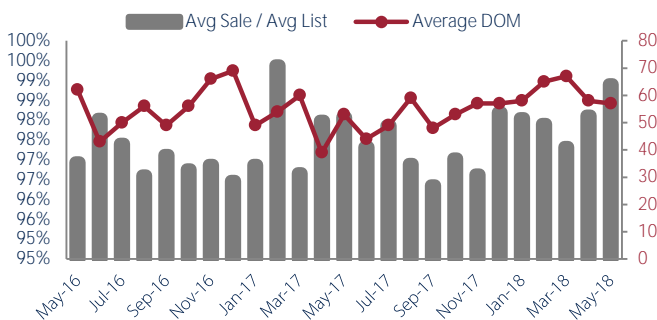
### New Listings & Current Contracts

This month there were 125 homes newly listed for sale in Freehold Borough and Freehold Township compared to 136 in May 2017, a decrease of 8%. There were 96 current contracts pending sale this May compared to 102 a year ago. The number of current contracts is 6% lower than last May.

### New Listings & Current Contracts



### Sale Price/ List Price & DOM



### Sale Price to List Price Ratio

In May, the average sale price in Freehold Borough and Freehold Township was 98.9% of the average list price, which is 0.8% higher than at this time last year.

### Days On Market

This month, the average number of days on market was 57, higher than the average last year, which was 53, an increase of 8%.



Freehold Borough and Freehold Township are defined as properties listed in zip code/s 07728.

\*Detached, Attached, and Condo varies by local area Multiple Listing Service (MLS) definition. For more information regarding your specific market, contact one of Long & Foster's knowledgeable and experienced sales associates.

Information included in this report is based on data supplied by MOMLS and its member Association(s) of REALTORS, who are not responsible for its accuracy. Does not reflect all activity in the marketplace. Information contained in this report is deemed reliable but not guaranteed, should be independently verified, and does not constitute an opinion of MOMLS or Long & Foster Real Estate, Inc.

