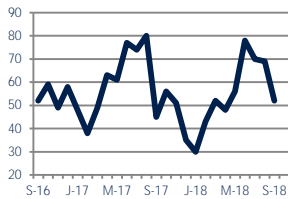


Zip Code(s): 08034 and 08002

Units Sold

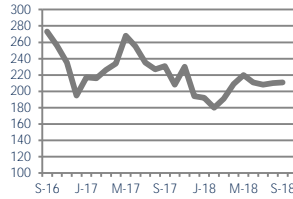
52



Up 16%
Vs. Year Ago

Active Inventory

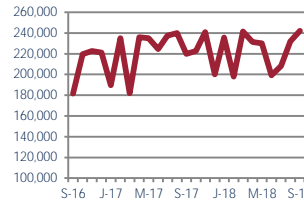
211



Down -9%
Vs. Year Ago

Median Sale Price

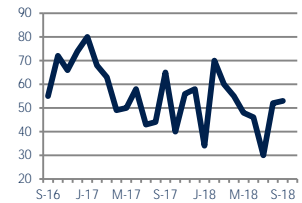
\$242,000



Up 10%
Vs. Year Ago

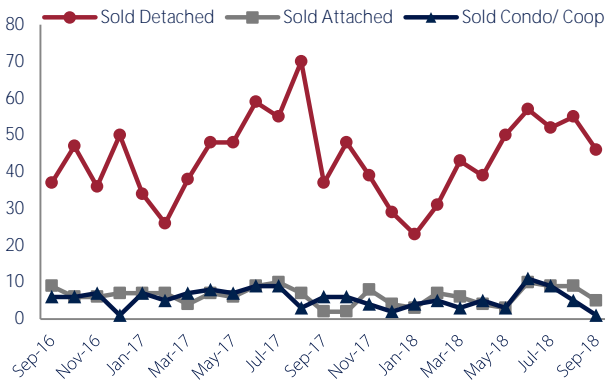
Days On Market

53



Down -18%
Vs. Year Ago

Units Sold*



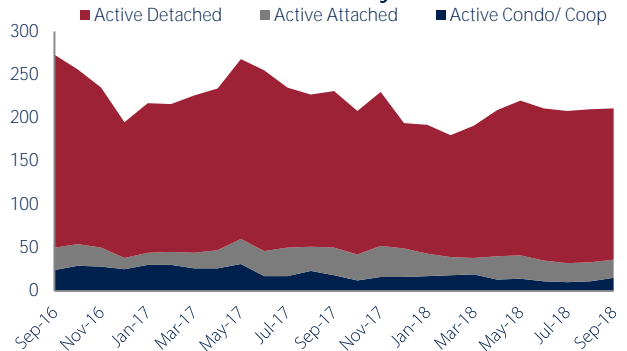
Units Sold

There was a decrease in total units sold in September, with 52 sold this month in Barclay, Kingston, and Cherry Hill versus 69 last month, a decrease of 25%. This month's total units sold was higher than at this time last year, an increase of 16% versus September 2017.

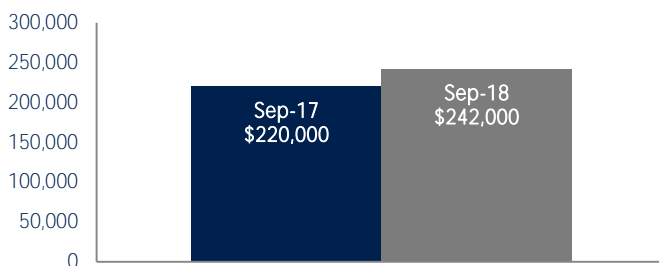
Active Inventory

Versus last year, the total number of homes available this month is lower by 20 units or 9%. The total number of active inventory this September was 211 compared to 231 in September 2017. This month's supply remained stable as compared to last month.

Active Inventory*



Median Sale Price



Median Sale Price

Last September, the median sale price for Barclay, Kingston, and Cherry Hill Homes was \$220,000. This September, the median sale price was \$242,000, an increase of 10% or \$22,000 compared to last year. The current median sold price is 4% higher than in August.

Median sale price is the middle sale price in a given month. The same number of properties are above & below the median.

Barclay, Kingston, and Cherry Hill are defined as properties listed in zip code/s 08034 and 08002.

*Detached, Attached, and Condo varies by local area Multiple Listing Service (MLS) definition. For more information regarding your specific market, contact one of Long & Foster's knowledgeable and experienced sales associates.

Information included in this report is based on data supplied by TRiND and its member Association(s) of REALTORS, who are not responsible for its accuracy. Does not reflect all activity in the marketplace. Information contained in this report is deemed reliable but not guaranteed, should be independently verified, and does not constitute an opinion of TRiND or Long & Foster Real Estate, Inc.



CHRISTIE'S
INTERNATIONAL REAL ESTATE



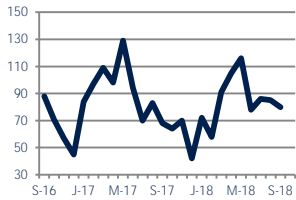
Focus On: Barclay , Kingston, and Cherry Hill Housing Market

September 2018

Zip Code(s): 08034 and 08002

New Listings

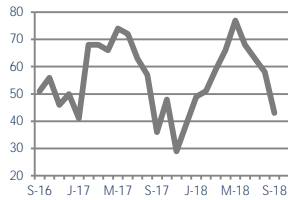
80



Up 18%
Vs. Year Ago

Current Contracts

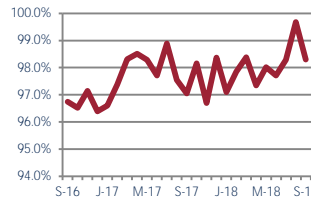
43



Up 19%
Vs. Year Ago

Sold Vs. List Price

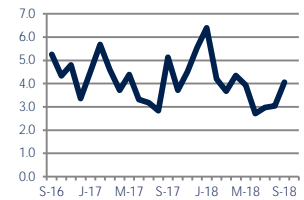
98.3%



Up 1.3%
Vs. Year Ago

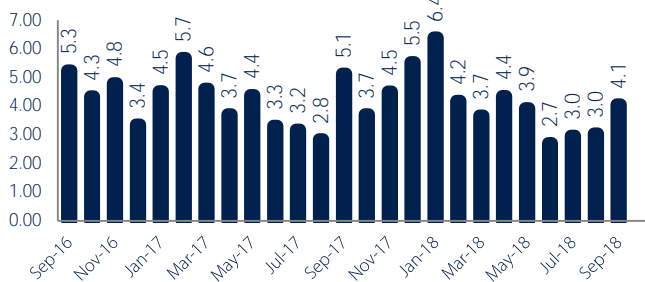
Months of Supply

4.1



Down -21%
Vs. Year Ago

Months Of Supply



Months of Supply

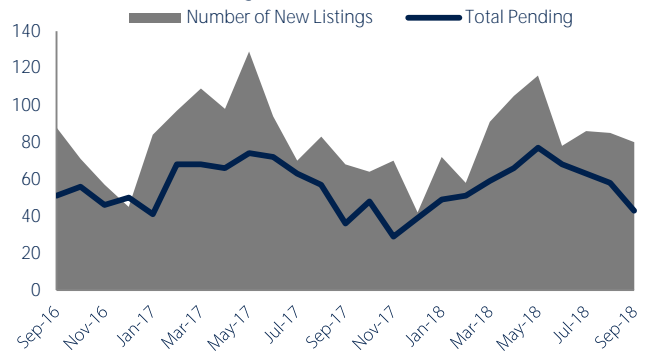
In September, there was 4.1 months of supply available in Barclay , Kingston, and Cherry Hill, compared to 5.1 in September 2017. That is a decrease of 21% versus a year ago.

Months of supply is calculated by dividing current inventory by current sales. It indicates how many months would be needed to sell all of the inventory available at the current rate of demand.

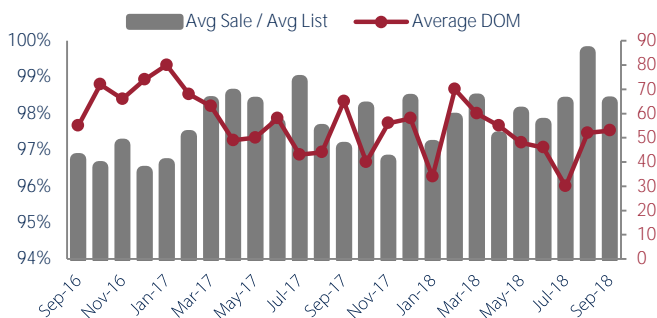
New Listings & Current Contracts

This month there were 80 homes newly listed for sale in Barclay , Kingston, and Cherry Hill compared to 68 in September 2017, an increase of 18%. There were 43 current contracts pending sale this September compared to 36 a year ago. The number of current contracts is 19% higher than last September.

New Listings & Current Contracts



Sale Price/ List Price & DOM



Sale Price to List Price Ratio

In September, the average sale price in Barclay , Kingston, and Cherry Hill was 98.3% of the average list price, which is 1.3% higher than at this time last year.

Days On Market

This month, the average number of days on market was 53, lower than the average last year, which was 65, a decrease of 18%.



Barclay , Kingston, and Cherry Hill are defined as properties listed in zip code/s 08034 and 08002.

*Detached, Attached, and Condo varies by local area Multiple Listing Service (MLS) definition. For more information regarding your specific market, contact one of Long & Foster's knowledgeable and experienced sales associates.

Information included in this report is based on data supplied by TREND and its member Association(s) of REALTORS, who are not responsible for its accuracy. Does not reflect all activity in the marketplace. Information contained in this report is deemed reliable but not guaranteed, should be independently verified, and does not constitute an opinion of TREND or Long & Foster Real Estate, Inc.

