

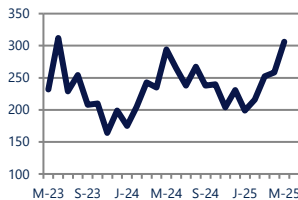
THE LONG & FOSTER MARKET MINUTE™

FOCUS ON: **HARNETT COUNTY HOUSING MARKET**

MAY 2025

Units Sold

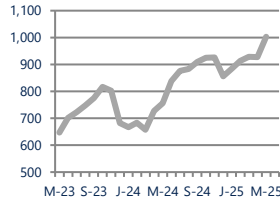
306



Up 4%
Vs. Year Ago

Active Inventory

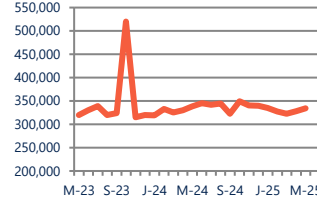
1,003



Up 33%
Vs. Year Ago

Median Sale Price

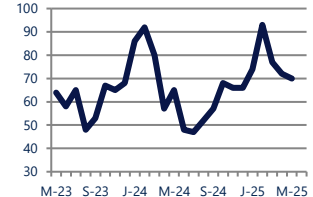
\$333,901



Down -1%
Vs. Year Ago

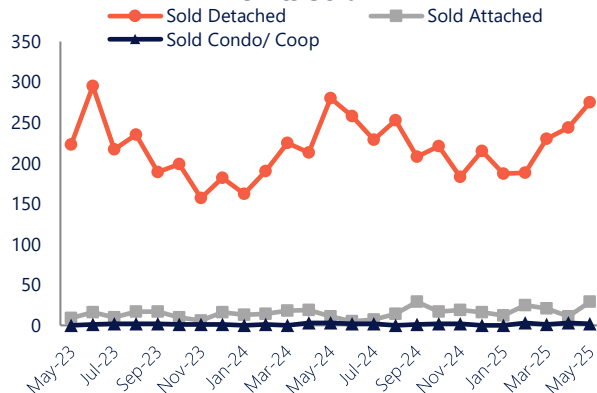
Days On Market

70



Up 8%
Vs. Year Ago

Units Sold*



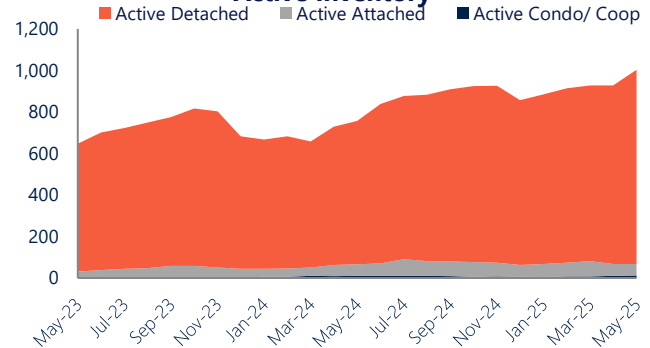
Units Sold

There was an increase in total units sold in May, with 306 sold this month in Harnett County versus 258 last month, an increase of 19%. This month's total units sold was higher than at this time last year, an increase of 4% versus May 2024.

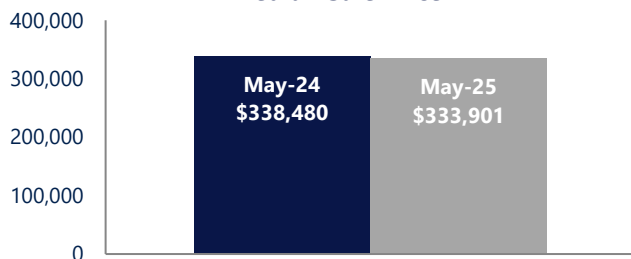
Active Inventory

Versus last year, the total number of homes available this month is higher by 247 units or 33%. The total number of active inventory this May was 1,003 compared to 756 in May 2024. This month's total of 1,003 is higher than the previous month's total supply of available inventory of 927, an increase of 8%.

Active Inventory*



Median Sale Price



Median Sale Price

Last May, the median sale price for Harnett County Homes was \$338,480. This May, the median sale price was \$333,901, a decrease of 1% or \$4,579 compared to last year. The current median sold price is 2% higher than in April.

Median sale price is the middle sale price in a given month. The same number of properties are above & below the median.

Harnett County are defined as properties listed in zip code/s .

*Detached, Attached, and Condo varies by local area Multiple Listing Service (MLS) definition. For more information regarding your specific market, contact one of Long & Foster's knowledgeable and experienced sales associates.

Information included in this report is based on data supplied by TRIANGLE and its member Association(s) of REALTORS, who are not responsible for its accuracy. Does not reflect all activity in the marketplace. Information contained in this report is deemed reliable but not guaranteed, should be independently verified, and does not constitute an opinion of TRIANGLE or Long & Foster Real Estate, Inc.

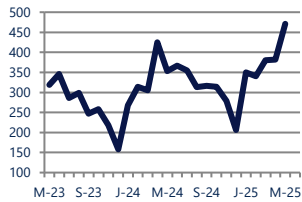
THE LONG & FOSTER MARKET MINUTE™

FOCUS ON: **HARNETT COUNTY HOUSING MARKET**

MAY 2025

New Listings

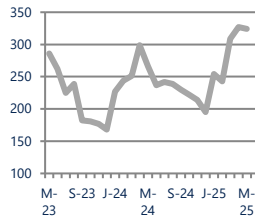
471



Up 33%
Vs. Year Ago

Current Contracts

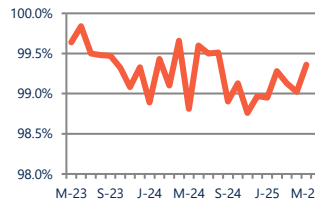
324



Up 22%
Vs. Year Ago

Sold Vs. List Price

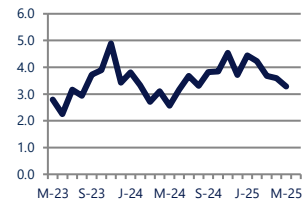
99.4%



Up 0.6%
Vs. Year Ago

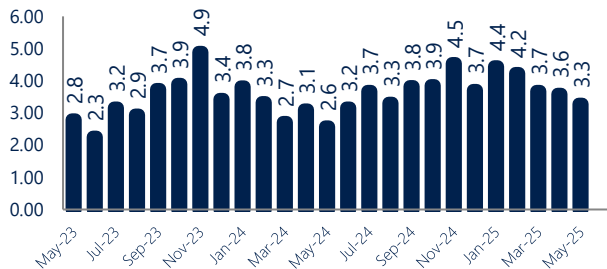
Months of Supply

3.3



Up 28%
Vs. Year Ago

Months Of Supply



Months of Supply

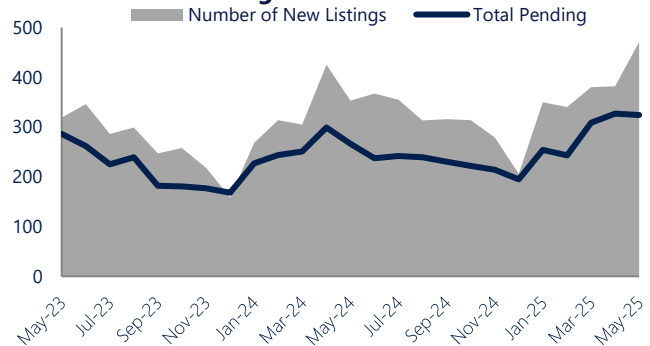
In May, there was 3.3 months of supply available in Harnett County, compared to 2.6 in May 2024. That is an increase of 27% versus a year ago.

Months of supply is calculated by dividing current inventory by current sales. It indicates how many months would be needed to sell all of the inventory available at the current rate of demand.

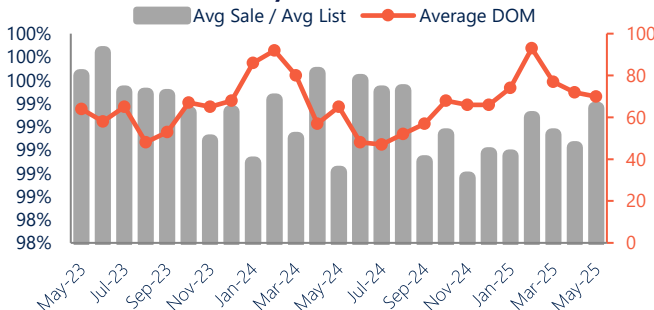
New Listings & Current Contracts

This month there were 471 homes newly listed for sale in Harnett County compared to 353 in May 2024, an increase of 33%. There were 324 current contracts pending sale this May compared to 266 a year ago. The number of current contracts is 22% higher than last May.

New Listings & Current Contracts



Sale Price/ List Price & DOM



Sale Price to List Price Ratio

In May, the average sale price in Harnett County was 99.4% of the average list price, which is 0.6% higher than at this time last year.

Days On Market

This month, the average number of days on market was 70, higher than the average last year, which was 65, an increase of 8%.

Harnett County are defined as properties listed in zip code/s .

*Detached, Attached, and Condo varies by local area Multiple Listing Service (MLS) definition. For more information regarding your specific market, contact one of Long & Foster's knowledgeable and experienced sales associates.

Information included in this report is based on data supplied by TRIANGLE and its member Association(s) of REALTORS, who are not responsible for its accuracy. Does not reflect all activity in the marketplace. Information contained in this report is deemed reliable but not guaranteed, should be independently verified, and does not constitute an opinion of TRIANGLE or Long & Foster Real Estate, Inc.