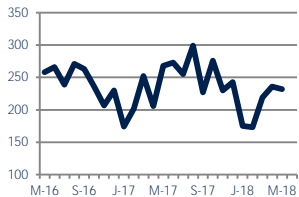


Units Sold

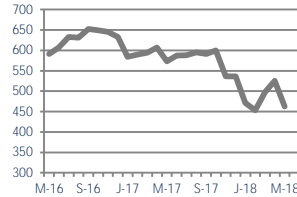
232



Down -13%
Vs. Year Ago

Active Inventory

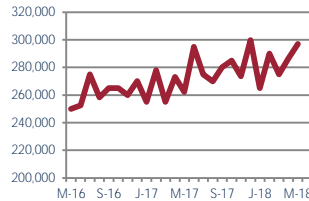
463



Down -19%
Vs. Year Ago

Median Sale Price

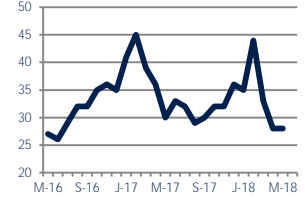
\$297,000



Up 13%
Vs. Year Ago

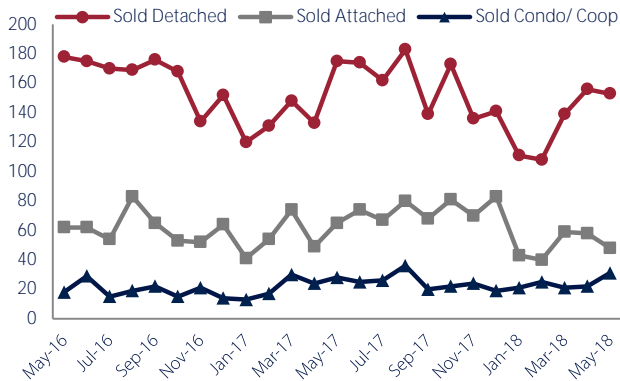
Days On Market

28



Down -7%
Vs. Year Ago

Units Sold*



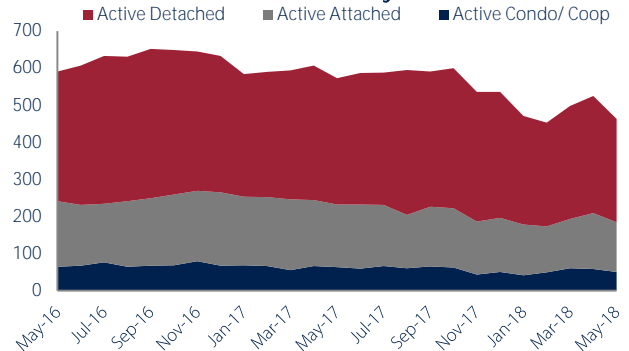
Units Sold

There was a decrease in total units sold in May, with 232 sold this month in Hyattsville, Brentwood, Bladensburg, and Mount Rainier versus 236 last month, a decrease of 2%. This month's total units sold was lower than at this time last year, a decrease of 13% versus May 2017.

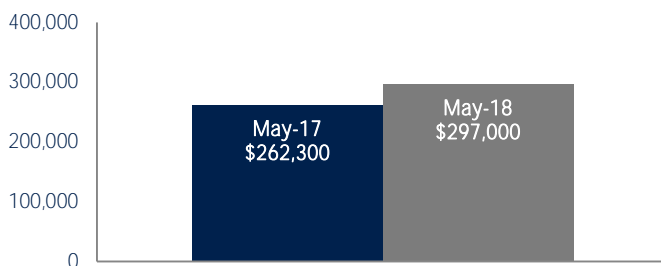
Active Inventory

Versus last year, the total number of homes available this month is lower by 110 units or 19%. The total number of active inventory this May was 463 compared to 573 in May 2017. This month's total of 463 is lower than the previous month's total supply of available inventory of 525, a decrease of 12%.

Active Inventory*



Median Sale Price



Median Sale Price

Last May, the median sale price for Hyattsville, Brentwood, Bladensburg, and Mount Rainier Homes was \$262,300. This May, the median sale price was \$297,000, an increase of 13% or \$34,700 compared to last year. The current median sold price is 4% higher than in April.

Median sale price is the middle sale price in a given month. The same number of properties are above & below the median.



Hyattsville, Brentwood, Bladensburg, and Mount Rainier are defined as properties listed in zip code/s 20781, 20782, 20783, 20784, 20785, 20710, 20712, 20722, 20770, 20769, 20706, 20740 and 20737.

*Detached, Attached, and Condo varies by local area Multiple Listing Service (MLS) definition. For more information regarding your specific market, contact one of Long & Foster's knowledgeable and experienced sales associates.

Information included in this report is based on data supplied by MRIS and its member Association(s) of REALTORS, who are not responsible for its accuracy. Does not reflect all activity in the marketplace. Information contained in this report is deemed reliable but not guaranteed, should be independently verified, and does not constitute an opinion of MRIS or Long & Foster Real Estate, Inc.

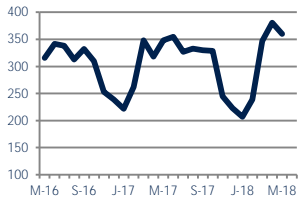
Focus On: Hyattsville, Brentwood, Bladensburg, and Mount Rainier Housing Market

May 2018

Zip Code(s): 20781, 20782, 20783, 20784, 20785, 20710, 20712, 20722, 20770, 20769, 20706, 20740 and 20737

New Listings

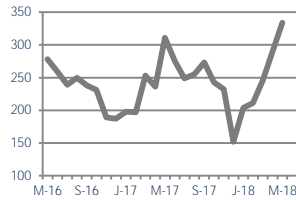
360



Up 3%
Vs. Year Ago

Current Contracts

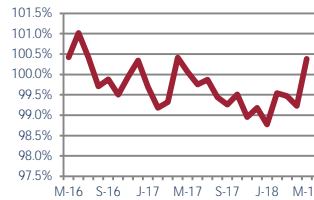
334



Up 7%
Vs. Year Ago

Sold Vs. List Price

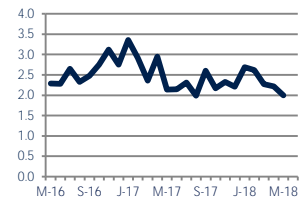
100.4%



No Change
Vs. Year Ago

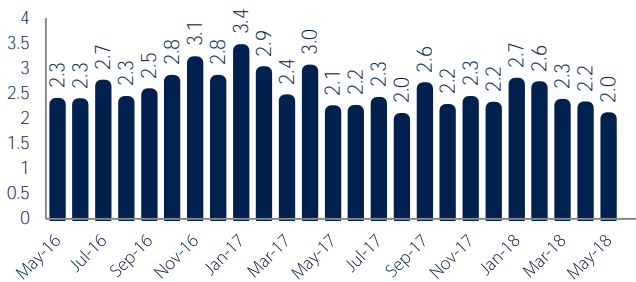
Months of Supply

2.0



Down -7%
Vs. Year Ago

Months Of Supply



Months of Supply

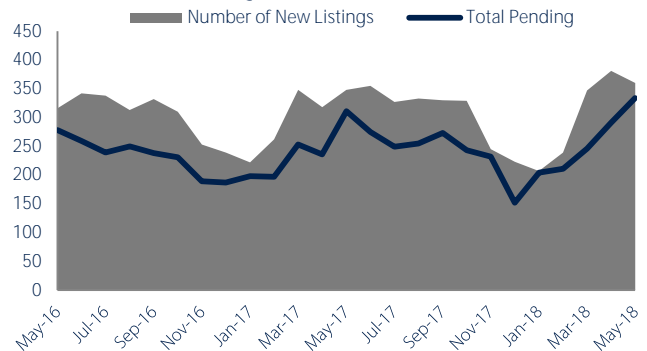
In May, there was 2.0 months of supply available in Hyattsville, Brentwood, Bladensburg, and Mount Rainier, compared to 2.1 in May 2017. That is a decrease of 7% versus a year ago.

Months of supply is calculated by dividing current inventory by current sales. It indicates how many months would be needed to sell all of the inventory available at the current rate of demand.

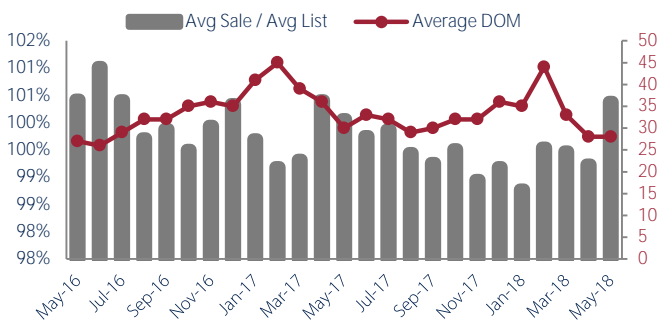
New Listings & Current Contracts

This month there were 360 homes newly listed for sale in Hyattsville, Brentwood, Bladensburg, and Mount Rainier compared to 348 in May 2017, an increase of 3%. There were 334 current contracts pending sale this May compared to 311 a year ago. The number of current contracts is 7% higher than last May.

New Listings & Current Contracts



Sale Price/ List Price & DOM



Sale Price to List Price Ratio

In May, the average sale price in Hyattsville, Brentwood, Bladensburg, and Mount Rainier was 100.4% of the average list price, which is similar compared to a year ago.

Days On Market

This month, the average number of days on market was 28, lower than the average last year, which was 30, a decrease of 7%.



Hyattsville, Brentwood, Bladensburg, and Mount Rainier are defined as properties listed in zip code/s 20781, 20782, 20783, 20784, 20785, 20710, 20712, 20722, 20770, 20769, 20706, 20740 and 20737.

*Detached, Attached, and Condo varies by local area Multiple Listing Service (MLS) definition. For more information regarding your specific market, contact one of Long & Foster's knowledgeable and experienced sales associates.

Information included in this report is based on data supplied by MRIS and its member Association(s) of REALTORS, who are not responsible for its accuracy. Does not reflect all activity in the marketplace. Information contained in this report is deemed reliable but not guaranteed, should be independently verified, and does not constitute an opinion of MRIS or Long & Foster Real Estate, Inc.

