

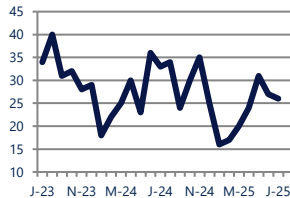
# THE LONG & FOSTER MARKET MINUTE™

FOCUS ON: **HALETHORPE HOUSING MARKET**

JULY 2025

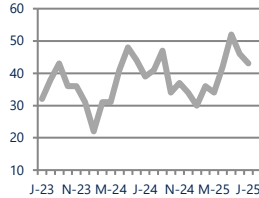
Zip Code(s): 21227

**Units Sold**  
**26**



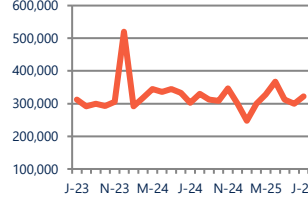
**Down -21%**  
Vs. Year Ago

**Active Inventory**  
**43**



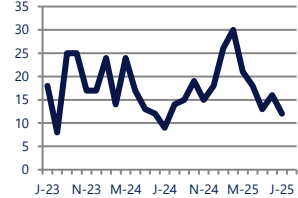
**Up 10%**  
Vs. Year Ago

**Median Sale Price**  
**\$321,750**

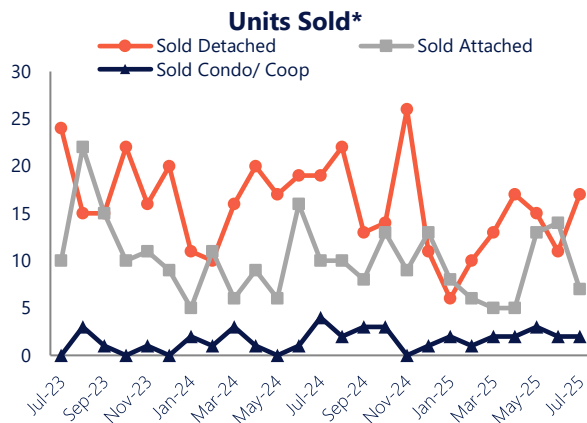


**Up 6%**  
Vs. Year Ago

**Days On Market**  
**12**

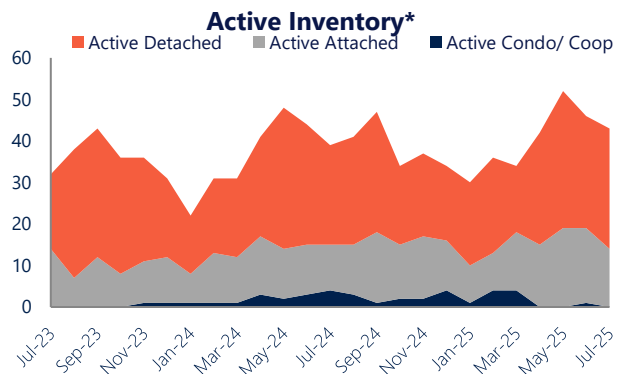


**Up 33%**  
Vs. Year Ago



## Units Sold


There was a decrease in total units sold in July, with 26 sold this month in Halethorpe versus 27 last month, a decrease of 4%. This month's total units sold was lower than at this time last year, a decrease of 21% versus July 2024.



## Active Inventory

Versus last year, the total number of homes available this month is higher by 4 units or 10%. The total number of active inventory this July was 43 compared to 39 in July 2024. This month's total of 43 is lower than the previous month's total supply of available inventory of 46, a decrease of 7%.

## Median Sale Price



## Median Sale Price

Last July, the median sale price for Halethorpe Homes was \$302,900. This July, the median sale price was \$321,750, an increase of 6% or \$18,850 compared to last year. The current median sold price is 7% higher than in June.

Median sale price is the middle sale price in a given month. The same number of properties are above & below the median.

Halethorpe are defined as properties listed in zip code/s 21227.

\*Detached, Attached, and Condo varies by local area Multiple Listing Service (MLS) definition. For more information regarding your specific market, contact one of Long & Foster's knowledgeable and experienced sales associates.

Information included in this report is based on data supplied by BRIGHTMLS and its member Association(s) of REALTORS, who are not responsible for its accuracy. Does not reflect all activity in the marketplace. Information contained in this report is deemed reliable but not guaranteed, should be independently verified, and does not constitute an opinion of BRIGHTMLS or Long & Foster Real Estate, Inc.

**LONG & FOSTER**  
REAL ESTATE



# THE LONG & FOSTER MARKET MINUTE™

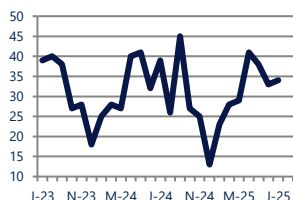
FOCUS ON: **HALETHORPE HOUSING MARKET**

JULY 2025

Zip Code(s): 21227

## New Listings

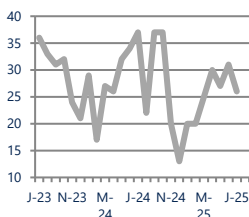
34



**Down -13%**  
Vs. Year Ago

## Current Contracts

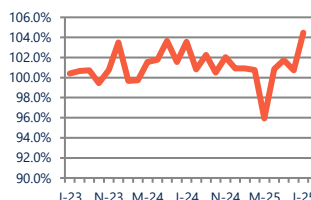
26



**Down -30%**  
Vs. Year Ago

## Sold Vs. List Price

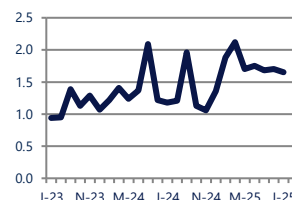
104.5%



**Up 0.9%**  
Vs. Year Ago

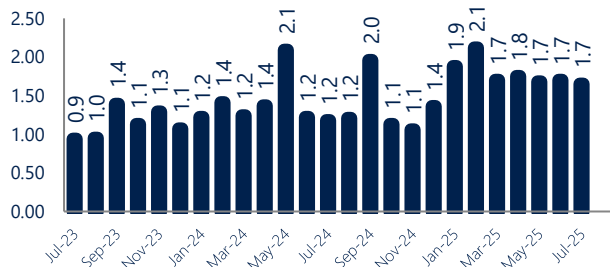
## Months of Supply

1.7



**Up 40%**  
Vs. Year Ago

## Months Of Supply



## Months of Supply

In July, there was 1.7 months of supply available in Halethorpe, compared to 1.2 in July 2024. That is an increase of 40% versus a year ago.

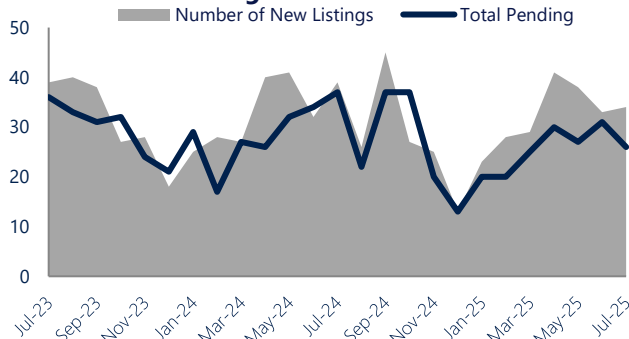
Months of supply is calculated by dividing current inventory by current sales. It indicates how many months would be needed to sell all of the inventory available at the current rate of demand.

## New Listings & Current Contracts

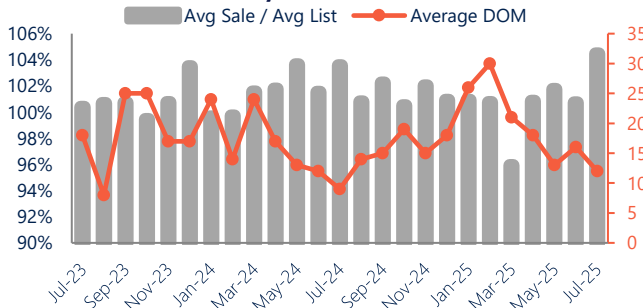
This month there were 34 homes newly listed for sale in Halethorpe compared to 39 in July 2024, a decrease of 13%.

There were 26 current contracts pending sale this July compared to 37 a year ago. The number of current contracts is 30% lower than last July.

## New Listings & Current Contracts



## Sale Price/ List Price & DOM



## Sale Price to List Price Ratio

In July, the average sale price in Halethorpe was 104.5% of the average list price, which is 0.9% higher than at this time last year.

## Days On Market

This month, the average number of days on market was 12, higher than the average last year, which was 9, an increase of 33%.

Halethorpe are defined as properties listed in zip code/s 21227.

\*Detached, Attached, and Condo varies by local area Multiple Listing Service (MLS) definition. For more information regarding your specific market, contact one of Long & Foster's knowledgeable and experienced sales associates.

Information included in this report is based on data supplied by BRIGHTMLS and its member Association(s) of REALTORS, who are not responsible for its accuracy. Does not reflect all activity in the marketplace. Information contained in this report is deemed reliable but not guaranteed, should be independently verified, and does not constitute an opinion of BRIGHTMLS or Long & Foster Real Estate, Inc.