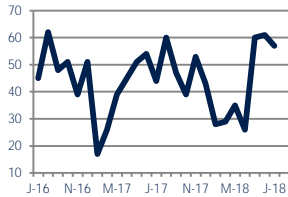


Zip Code(s): 21050, 21084, 21154, 21132, 21160 and 21034

### Units Sold

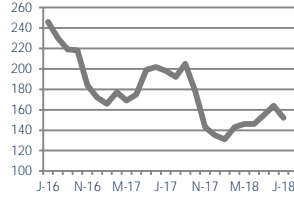
57



**Up 30%**  
Vs. Year Ago

### Active Inventory

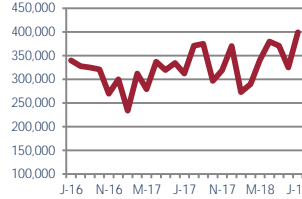
152



**Down -23%**  
Vs. Year Ago

### Median Sale Price

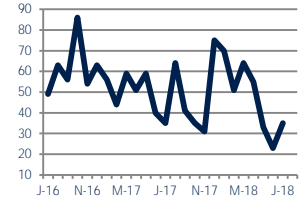
\$399,000



**Up 28%**  
Vs. Year Ago

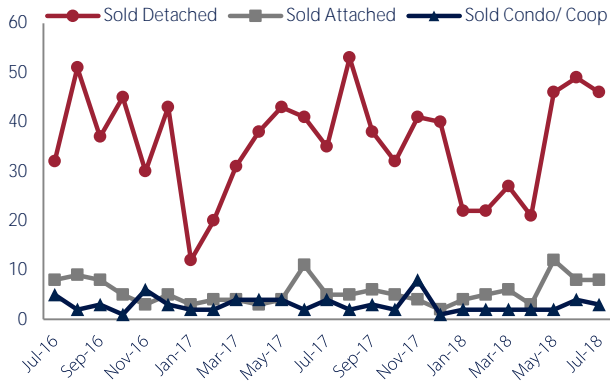
### Days On Market

35



**No Change**  
Vs. Year Ago

### Units Sold\*



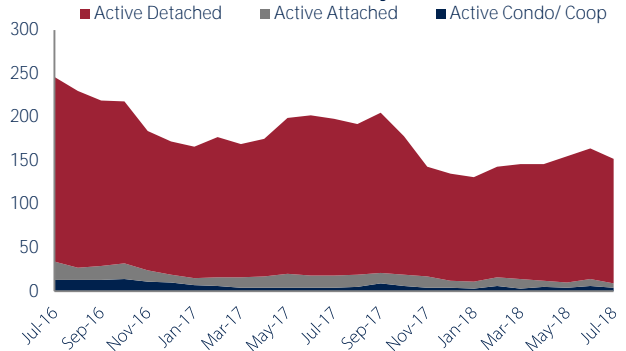
### Units Sold

There was a decrease in total units sold in July, with 57 sold this month in Forest Hill, Jarrettsville, and Northern Harford County versus 61 last month, a decrease of 7%. This month's total units sold was higher than at this time last year, an increase of 30% versus July 2017.

### Active Inventory

Versus last year, the total number of homes available this month is lower by 46 units or 23%. The total number of active inventory this July was 152 compared to 198 in July 2017. This month's total of 152 is lower than the previous month's total supply of available inventory of 164, a decrease of 7%.

### Active Inventory\*



### Median Sale Price



### Median Sale Price

Last July, the median sale price for Forest Hill, Jarrettsville, and Northern Harford County Homes was \$312,500. This July, the median sale price was \$399,000, an increase of \$86,500 compared to last year. The current median sold price is higher than in June.

Median sale price is the middle sale price in a given month. The same number of properties are above & below the median.

Forest Hill, Jarrettsville, and Northern Harford County are defined as properties listed in zip code/s 21050, 21084, 21154, 21132, 21160 and 21034.

\*Detached, Attached, and Condo varies by local area Multiple Listing Service (MLS) definition. For more information regarding your specific market, contact one of Long & Foster's knowledgeable and experienced sales associates.

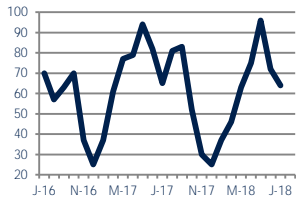
Information included in this report is based on data supplied by MRIS and its member Association(s) of REALTORS, who are not responsible for its accuracy. Does not reflect all activity in the marketplace. Information contained in this report is deemed reliable but not guaranteed, should be independently verified, and does not constitute an opinion of MRIS or Long & Foster Real Estate, Inc.



Zip Code(s): 21050, 21084, 21154, 21132, 21160 and 21034

### New Listings

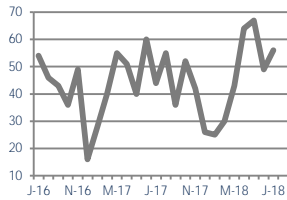
64



**Down -2%**  
Vs. Year Ago

### Current Contracts

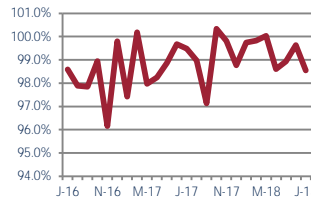
56



**Up 27%**  
Vs. Year Ago

### Sold Vs. List Price

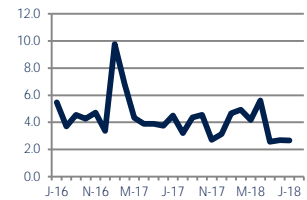
98.6%



**Down -0.9%**  
Vs. Year Ago

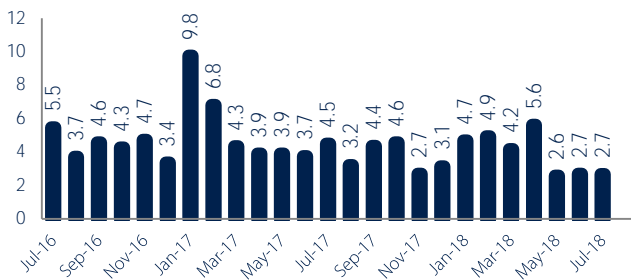
### Months of Supply

2.7



**Down -41%**  
Vs. Year Ago

### Months Of Supply



### Months of Supply

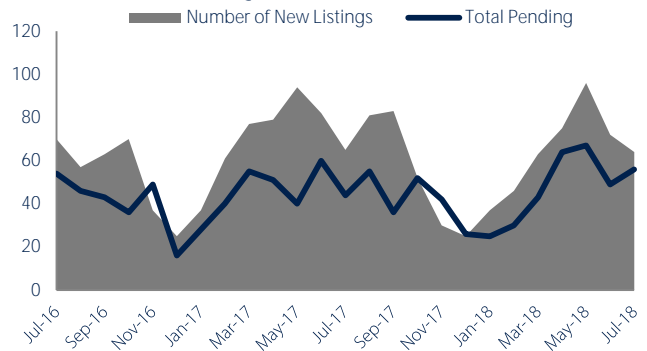
In July, there was 2.7 months of supply available in Forest Hill, Jarrettsville, and Northern Harford County, compared to 4.5 in July 2017. That is a decrease of 41% versus a year ago.

Months of supply is calculated by dividing current inventory by current sales. It indicates how many months would be needed to sell all of the inventory available at the current rate of demand.

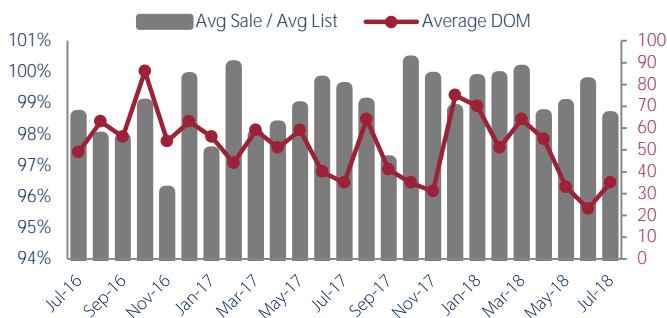
### New Listings & Current Contracts

This month there were 64 homes newly listed for sale in Forest Hill, Jarrettsville, and Northern Harford County compared to 65 in July 2017, a decrease of 2%. There were 56 current contracts pending sale this July compared to 44 a year ago. The number of current contracts is 27% higher than last July.

### New Listings & Current Contracts



### Sale Price/ List Price & DOM



### Sale Price to List Price Ratio

In July, the average sale price in Forest Hill, Jarrettsville, and Northern Harford County was 98.6% of the average list price, which is 0.9% lower than at this time last year.

### Days On Market

This month, the average number of days on market was 35, which is similar compared to a year ago.



Forest Hill, Jarrettsville, and Northern Harford County are defined as properties listed in zip code/s 21050, 21084, 21154, 21132, 21160 and 21034.

\*Detached, Attached, and Condo varies by local area Multiple Listing Service (MLS) definition. For more information regarding your specific market, contact one of Long & Foster's knowledgeable and experienced sales associates.

Information included in this report is based on data supplied by MRIS and its member Association(s) of REALTORS, who are not responsible for its accuracy. Does not reflect all activity in the marketplace. Information contained in this report is deemed reliable but not guaranteed, should be independently verified, and does not constitute an opinion of MRIS or Long & Foster Real Estate, Inc.