



# The Long & Foster Market Minute™

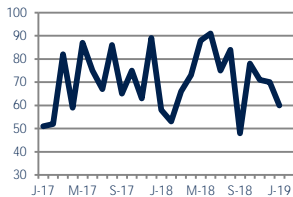
Focus On: Petworth Housing Market

January 2019

Zip Code(s): 20011

## Units Sold

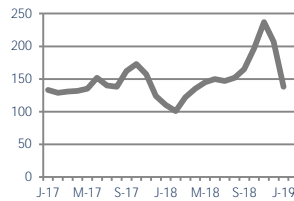
60



Up 3%  
Vs. Year Ago

## Active Inventory

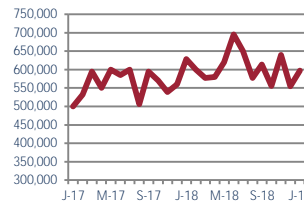
138



Up 25%  
Vs. Year Ago

## Median Sale Price

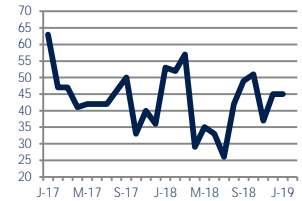
\$597,500



Down -5%  
Vs. Year Ago

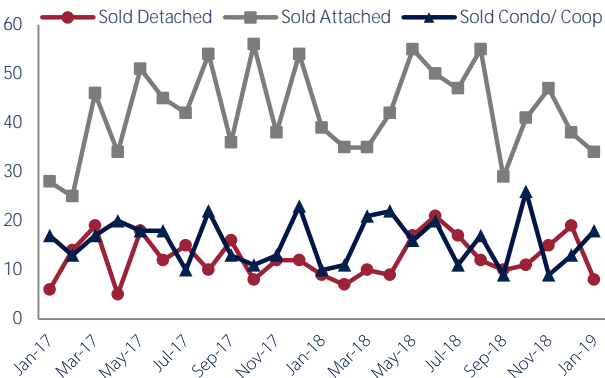
## Days On Market

45



Down -15%  
Vs. Year Ago

## Units Sold\*



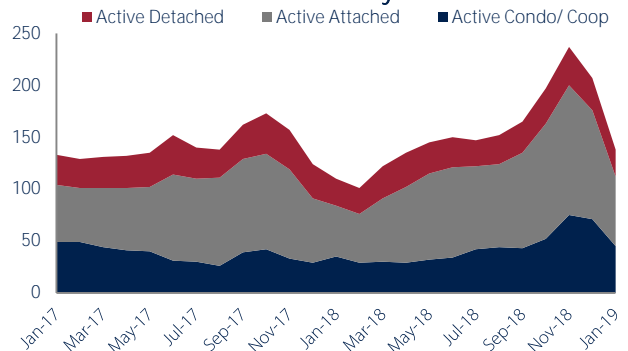
## Units Sold

There was a decrease in total units sold in January, with 60 sold this month in Petworth versus 70 last month, a decrease of 14%. This month's total units sold was higher than at this time last year, an increase of 3% versus January 2018.

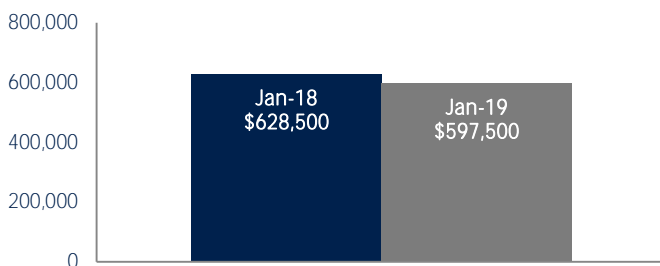
## Active Inventory

Versus last year, the total number of homes available this month is higher by 28 units or 25%. The total number of active inventory this January was 138 compared to 110 in January 2018. This month's total of 138 is lower than the previous month's total supply of available inventory of 207, a decrease of 33%.

## Active Inventory\*



## Median Sale Price



## Median Sale Price

Last January, the median sale price for Petworth Homes was \$628,500. This January, the median sale price was \$597,500, a decrease of 5% or \$31,000 compared to last year. The current median sold price is 8% higher than in December.

Median sale price is the middle sale price in a given month. The same number of properties are above & below the median.

Petworth are defined as properties listed in zip code/s 20011.

\*Detached, Attached, and Condo varies by local area Multiple Listing Service (MLS) definition. For more information regarding your specific market, contact one of Long & Foster's knowledgeable and experienced sales associates. Information included in this report is based on data supplied by BRIGHTMLS and its member Association(s) of REALTORS, who are not responsible for its accuracy. Does not reflect all activity in the marketplace. Information contained in this report is deemed reliable but not guaranteed, should be independently verified, and does not constitute an opinion of BRIGHTMLS or Long & Foster Real Estate, Inc.



CHRISTIE'S  
INTERNATIONAL REAL ESTATE





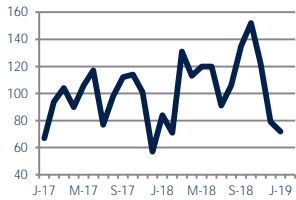
## Focus On: Petworth Housing Market

January 2019

Zip Code(s): 20011

### New Listings

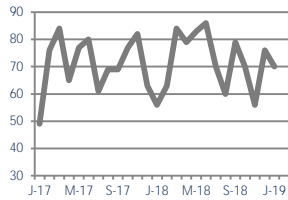
72



**Down -14%**  
Vs. Year Ago

### Current Contracts

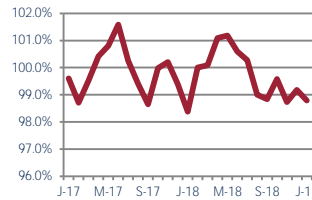
70



**Up 25%**  
Vs. Year Ago

### Sold Vs. List Price

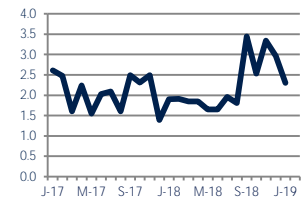
98.8%



**No Change**  
Vs. Year Ago

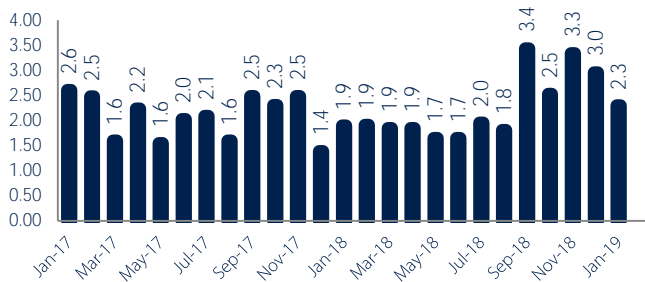
### Months of Supply

2.3



**Up 21%**  
Vs. Year Ago

### Months Of Supply



### Months of Supply

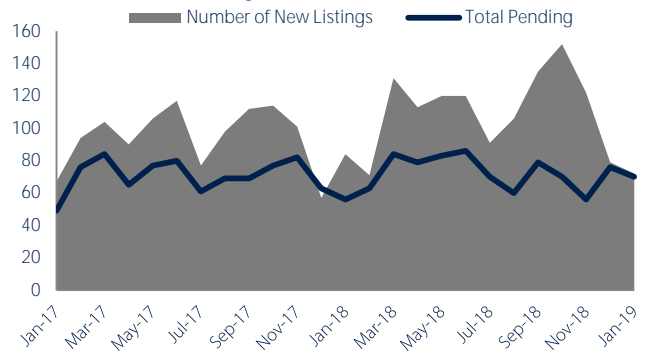
In January, there was 2.3 months of supply available in Petworth, compared to 1.9 in January 2018. That is an increase of 21% versus a year ago.

Months of supply is calculated by dividing current inventory by current sales. It indicates how many months would be needed to sell all of the inventory available at the current rate of demand.

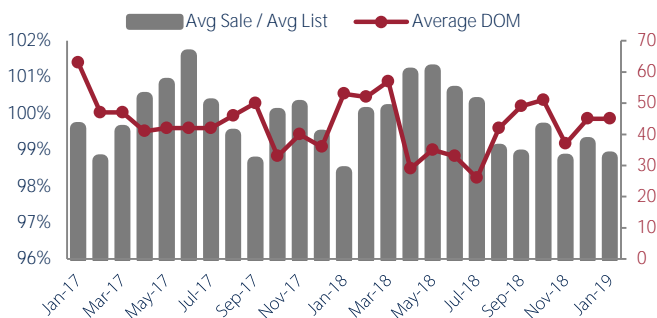
### New Listings & Current Contracts

This month there were 72 homes newly listed for sale in Petworth compared to 84 in January 2018, a decrease of 14%. There were 70 current contracts pending sale this January compared to 56 a year ago. The number of current contracts is 25% higher than last January.

### New Listings & Current Contracts



### Sale Price/ List Price & DOM



### Sale Price to List Price Ratio

In January, the average sale price in Petworth was 98.8% of the average list price, which is similar compared to a year ago.

### Days On Market

This month, the average number of days on market was 45, lower than the average last year, which was 53, a decrease of 15%.



Petworth are defined as properties listed in zip code/s 20011.

\*Detached, Attached, and Condo varies by local area Multiple Listing Service (MLS) definition. For more information regarding your specific market, contact one of Long & Foster's knowledgeable and experienced sales associates.

Information included in this report is based on data supplied by BRIGHTMLS and its member Association(s) of REALTORS, who are not responsible for its accuracy. Does not reflect all activity in the marketplace. Information contained in this report is deemed reliable but not guaranteed, should be independently verified, and does not constitute an opinion of BRIGHTMLS or Long & Foster Real Estate, Inc.

