



The Long & Foster Market Minute™

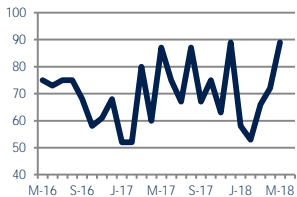
Focus On: **Brightwood and Petworth Housing Market**

May 2018

Zip Code(s): 20011

Units Sold

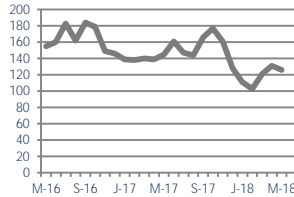
89



Up 2%
Vs. Year Ago

Active Inventory

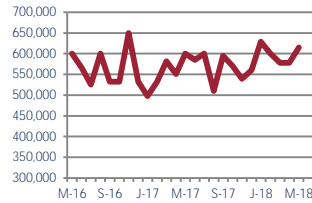
126



Down -13%
Vs. Year Ago

Median Sale Price

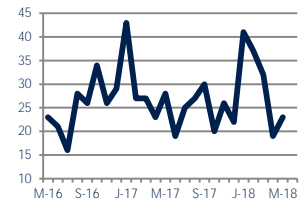
\$615,000



Up 2%
Vs. Year Ago

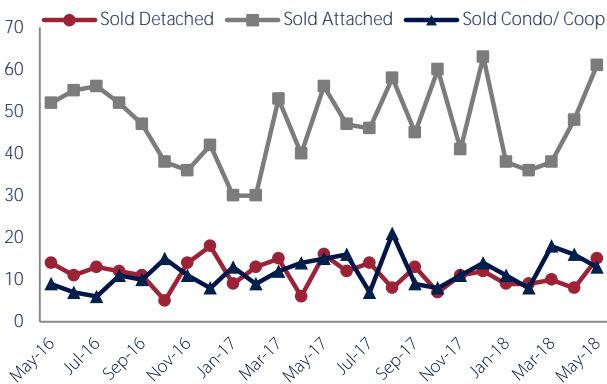
Days On Market

23



Down -18%
Vs. Year Ago

Units Sold*



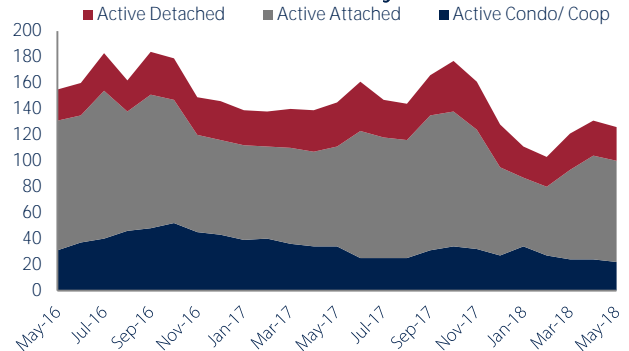
Units Sold

There was an increase in total units sold in May, with 89 sold this month in Brightwood and Petworth versus 72 last month, an increase of 24%. This month's total units sold was higher than at this time last year, an increase of 2% versus May 2017.

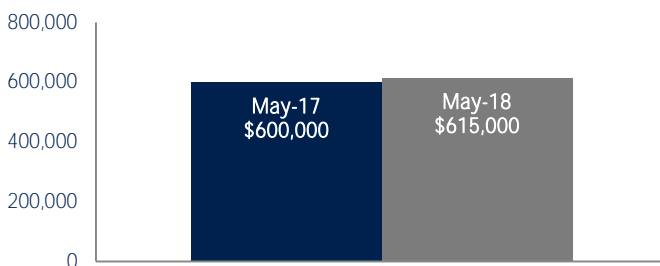
Active Inventory

Versus last year, the total number of homes available this month is lower by 19 units or 13%. The total number of active inventory this May was 126 compared to 145 in May 2017. This month's total of 126 is lower than the previous month's total supply of available inventory of 131, a decrease of 4%.

Active Inventory*



Median Sale Price



Median Sale Price

Last May, the median sale price for Brightwood and Petworth Homes was \$600,000. This May, the median sale price was \$615,000, an increase of 3% or \$15,000 compared to last year. The current median sold price is 6% higher than in April.

Median sale price is the middle sale price in a given month. The same number of properties are above & below the median.



Brightwood and Petworth are defined as properties listed in zip code/s 20011.

*Detached, Attached, and Condo varies by local area Multiple Listing Service (MLS) definition. For more information regarding your specific market, contact one of Long & Foster's knowledgeable and experienced sales associates.

Information included in this report is based on data supplied by MRIS and its member Association(s) of REALTORS, who are not responsible for its accuracy. Does not reflect all activity in the marketplace. Information contained in this report is deemed reliable but not guaranteed, should be independently verified, and does not constitute an opinion of MRIS or Long & Foster Real Estate, Inc.

CHRISTIE'S
INTERNATIONAL REAL ESTATE



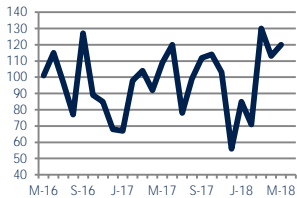
Focus On: Brightwood and Petworth Housing Market

May 2018

Zip Code(s): 20011

New Listings

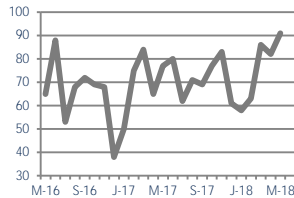
120



Up 10%
Vs. Year Ago

Current Contracts

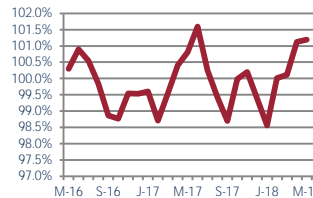
91



Up 18%
Vs. Year Ago

Sold Vs. List Price

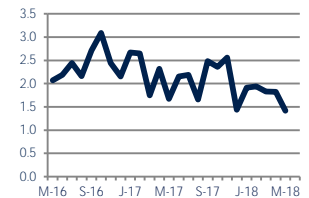
101.2%



No Change
Vs. Year Ago

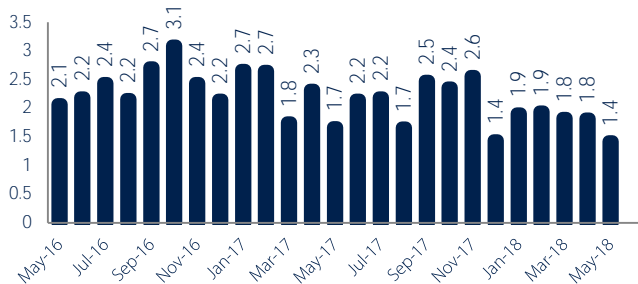
Months of Supply

1.4



Down -15%
Vs. Year Ago

Months Of Supply



Months of Supply

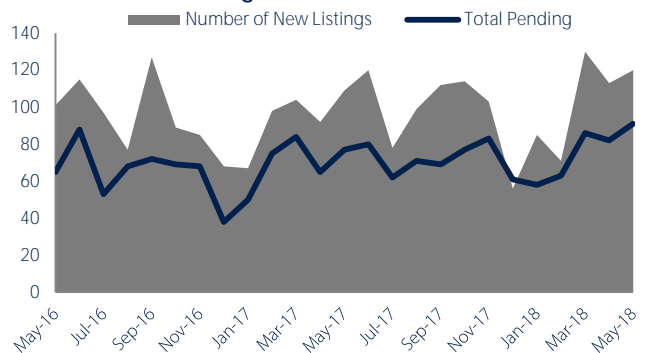
In May, there was 1.4 months of supply available in Brightwood and Petworth, compared to 1.7 in May 2017. That is a decrease of 15% versus a year ago.

Months of supply is calculated by dividing current inventory by current sales. It indicates how many months would be needed to sell all of the inventory available at the current rate of demand.

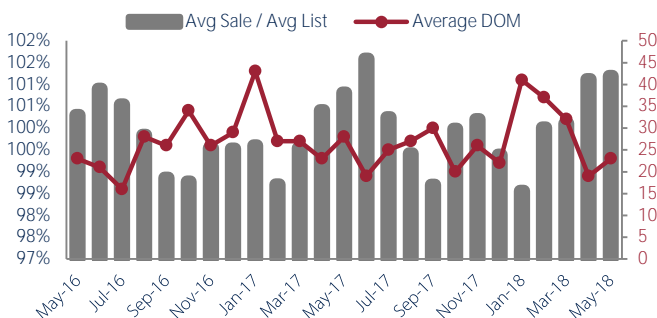
New Listings & Current Contracts

This month there were 120 homes newly listed for sale in Brightwood and Petworth compared to 109 in May 2017, an increase of 10%. There were 91 current contracts pending sale this May compared to 77 a year ago. The number of current contracts is 18% higher than last May.

New Listings & Current Contracts



Sale Price/ List Price & DOM



Sale Price to List Price Ratio

In May, the average sale price in Brightwood and Petworth was 101.2% of the average list price, which is similar compared to a year ago.

Days On Market

This month, the average number of days on market was 23, lower than the average last year, which was 28, a decrease of 18%.



Brightwood and Petworth are defined as properties listed in zip code/s 20011.

*Detached, Attached, and Condo varies by local area Multiple Listing Service (MLS) definition. For more information regarding your specific market, contact one of Long & Foster's knowledgeable and experienced sales associates.

Information included in this report is based on data supplied by MRIS and its member Association(s) of REALTORS, who are not responsible for its accuracy. Does not reflect all activity in the marketplace. Information contained in this report is deemed reliable but not guaranteed, should be independently verified, and does not constitute an opinion of MRIS or Long & Foster Real Estate, Inc.

