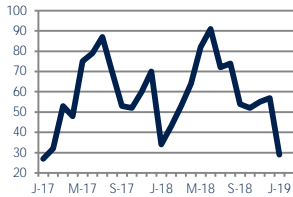


Zip Code(s): 23059

### Units Sold

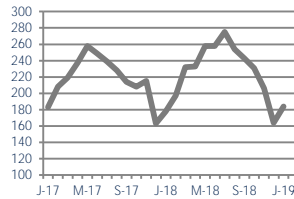
29



**Down**  
Vs. Year Ago

### Active Inventory

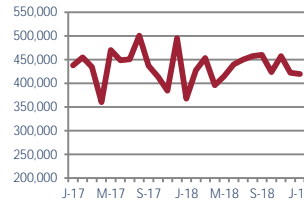
184



**Up 3%**  
Vs. Year Ago

### Median Sale Price

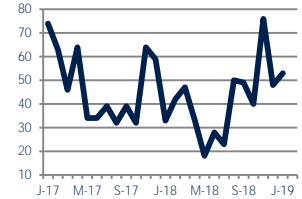
\$420,000



**Up 14%**  
Vs. Year Ago

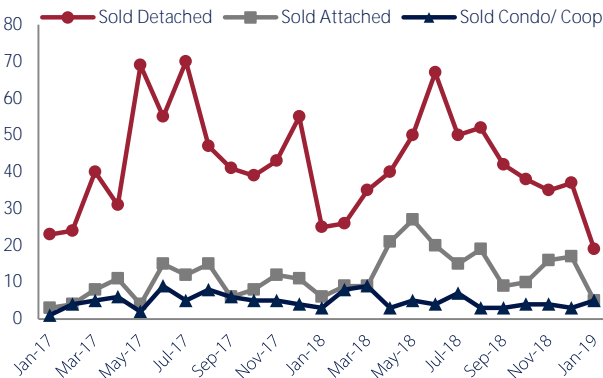
### Days On Market

53



**Up**  
Vs. Year Ago

### Units Sold\*



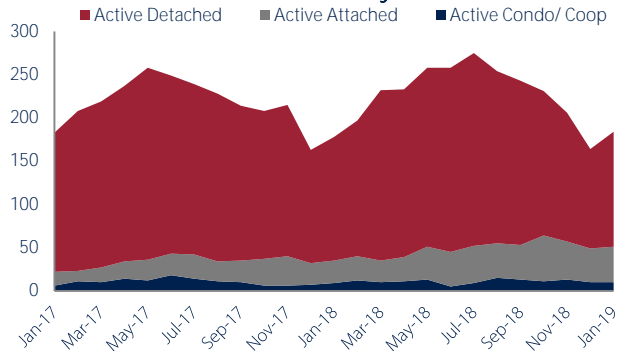
### Units Sold

With relatively few transactions, there was a decrease in total units sold in January, with 29 sold this month in Wyndham. This month's total units sold was lower than at this time last year, a decrease from January 2018.

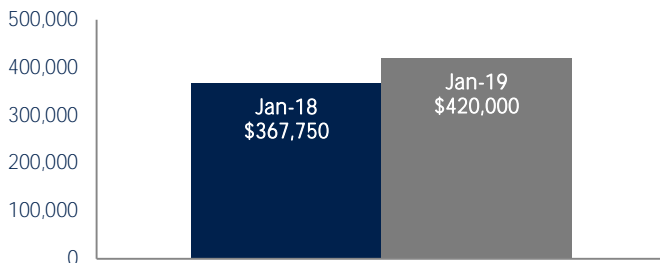
### Active Inventory

Versus last year, the total number of homes available this month is higher by 6 units or 3%. The total number of active inventory this January was 184 compared to 178 in January 2018. This month's total of 184 is higher than the previous month's total supply of available inventory of 164, an increase of 12%.

### Active Inventory\*



### Median Sale Price



### Median Sale Price

Last January, the median sale price for Wyndham Homes was \$367,750. This January, the median sale price was \$420,000, an increase of 14% or \$52,250 compared to last year. The current median sold price is 1% lower than in December.

Median sale price is the middle sale price in a given month. The same number of properties are above & below the median.

Wyndham are defined as properties listed in zip code/s 23059.

\*Detached, Attached, and Condo varies by local area Multiple Listing Service (MLS) definition. For more information regarding your specific market, contact one of Long & Foster's knowledgeable and experienced sales associates.

Information included in this report is based on data supplied by CVRMLS and its member Association(s) of REALTORS, who are not responsible for its accuracy. Does not reflect all activity in the marketplace. Information contained in this report is deemed reliable but not guaranteed, should be independently verified, and does not constitute an opinion of CVRMLS or Long & Foster Real Estate, Inc.



CHRISTIE'S  
INTERNATIONAL REAL ESTATE





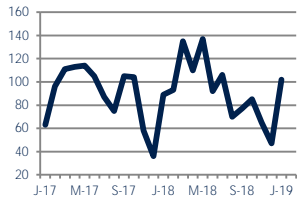
## Focus On: Wyndham Housing Market

January 2019

Zip Code(s): 23059

### New Listings

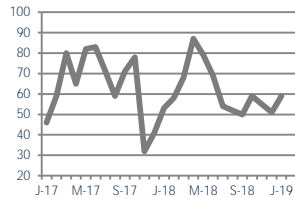
102



Up 15%  
Vs. Year Ago

### Current Contracts

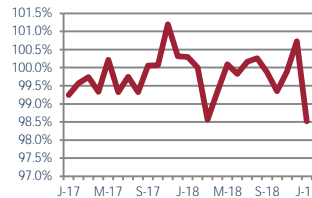
59



Up 11%  
Vs. Year Ago

### Sold Vs. List Price

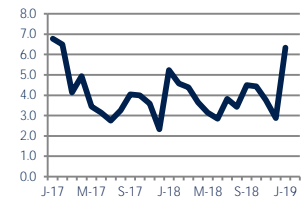
98.5%



Down -1.8%  
Vs. Year Ago

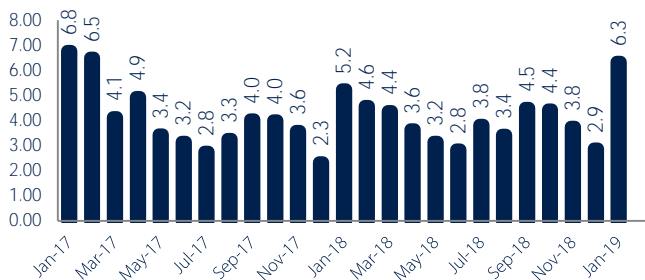
### Months of Supply

6.3



Up 21%  
Vs. Year Ago

### Months Of Supply



### Months of Supply

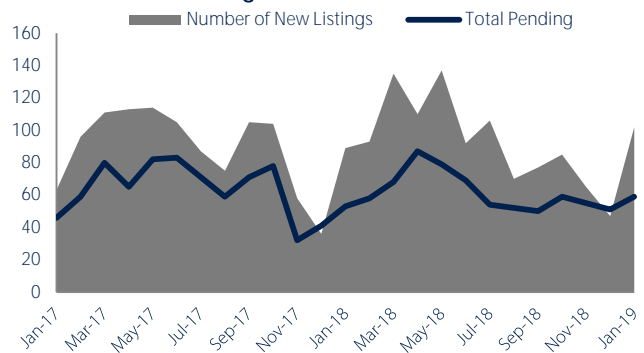
In January, there was 6.3 months of supply available in Wyndham, compared to 5.2 in January 2018. That is an increase of 21% versus a year ago.

Months of supply is calculated by dividing current inventory by current sales. It indicates how many months would be needed to sell all of the inventory available at the current rate of demand.

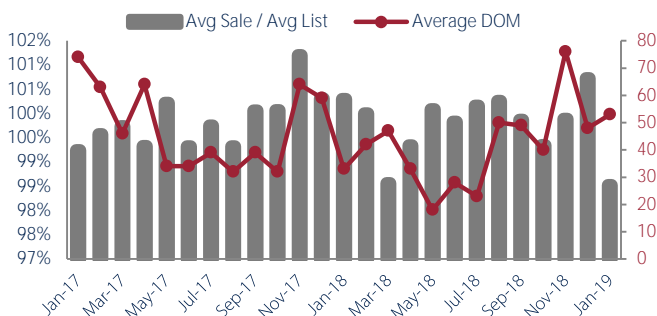
### New Listings & Current Contracts

This month there were 102 homes newly listed for sale in Wyndham compared to 89 in January 2018, an increase of 15%. There were 59 current contracts pending sale this January compared to 53 a year ago. The number of current contracts is 11% higher than last January.

### New Listings & Current Contracts



### Sale Price/ List Price & DOM



### Sale Price to List Price Ratio

In January, the average sale price in Wyndham was 98.5% of the average list price, which is 1.8% lower than at this time last year.

### Days On Market

This month, the average number of days on market was 53, higher than the average last year, which was 33. This increase was impacted by the limited number of sales.



Wyndham are defined as properties listed in zip code/s 23059.

\*Detached, Attached, and Condo varies by local area Multiple Listing Service (MLS) definition. For more information regarding your specific market, contact one of Long & Foster's knowledgeable and experienced sales associates.

Information included in this report is based on data supplied by CVRMLS and its member Association(s) of REALTORS, who are not responsible for its accuracy. Does not reflect all activity in the marketplace. Information contained in this report is deemed reliable but not guaranteed, should be independently verified, and does not constitute an opinion of CVRMLS or Long & Foster Real Estate, Inc.

