

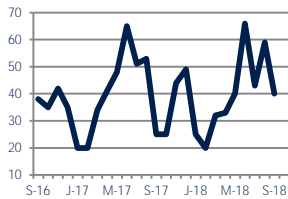
## Focus On: Wayne Housing Market

September 2018

Zip Code(s): 19087

### Units Sold

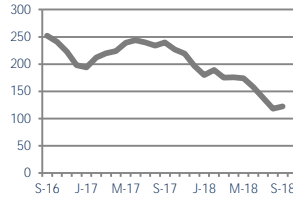
40



Up  
Vs. Year Ago

### Active Inventory

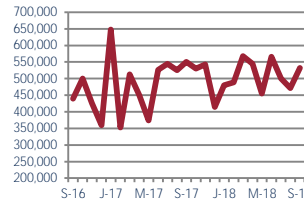
122



Down -49%  
Vs. Year Ago

### Median Sale Price

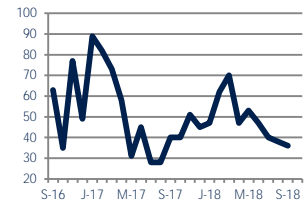
\$532,500



Down -3%  
Vs. Year Ago

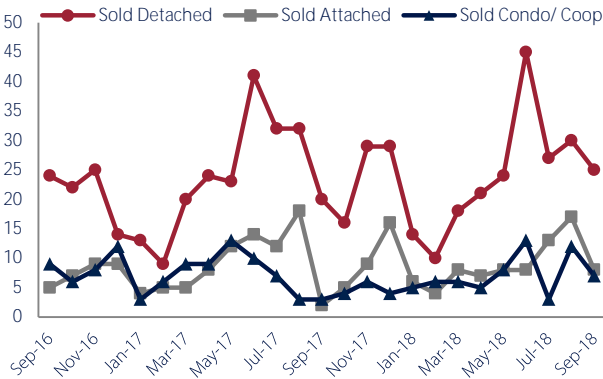
### Days On Market

36



Down -10%  
Vs. Year Ago

### Units Sold\*



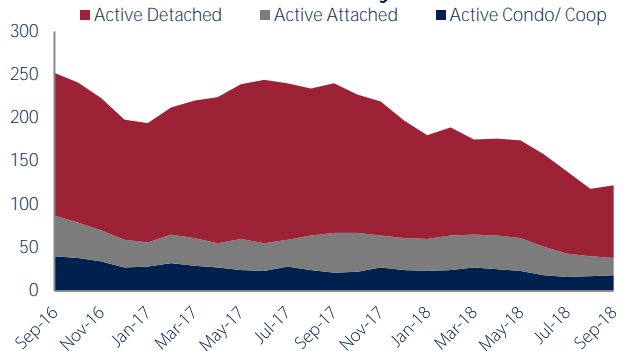
### Units Sold

There was a decrease in total units sold in September, with 40 sold this month in Wayne. This month's total units sold was higher than at this time last year.

### Active Inventory

Versus last year, the total number of homes available this month is lower by 118 units or 49%. The total number of active inventory this September was 122 compared to 240 in September 2017. This month's total of 122 is higher than the previous month's total supply of available inventory of 118, an increase of 3%.

### Active Inventory\*

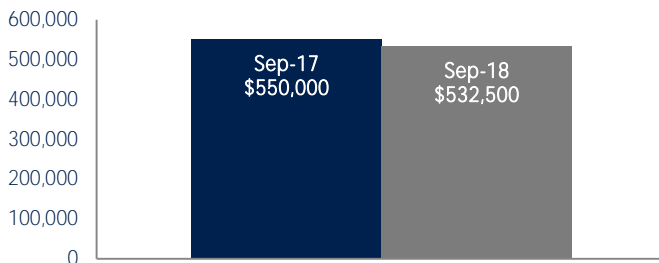


### Median Sale Price

Last September, the median sale price for Wayne Homes was \$550,000. This September, the median sale price was \$532,500, a decrease of 3% or \$17,500 compared to last year. The current median sold price is 13% higher than in August.

Median sale price is the middle sale price in a given month. The same number of properties are above & below the median.

### Median Sale Price



Wayne are defined as properties listed in zip code/s 19087.

\*Detached, Attached, and Condo varies by local area Multiple Listing Service (MLS) definition. For more information regarding your specific market, contact one of Long & Foster's knowledgeable and experienced sales associates.

Information included in this report is based on data supplied by TREND and its member Association(s) of REALTORS, who are not responsible for its accuracy. Does not reflect all activity in the marketplace. Information contained in this report is deemed reliable but not guaranteed, should be independently verified, and does not constitute an opinion of TREND or Long & Foster Real Estate, Inc.



CHRISTIE'S  
INTERNATIONAL REAL ESTATE





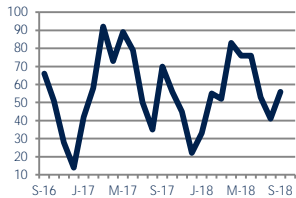
## Focus On: Wayne Housing Market

September 2018

Zip Code(s): 19087

### New Listings

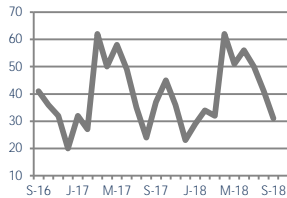
56



Down -20%  
Vs. Year Ago

### Current Contracts

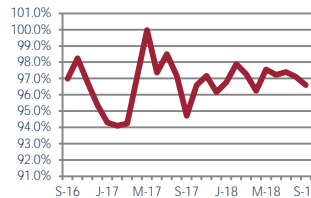
31



Down -16%  
Vs. Year Ago

### Sold Vs. List Price

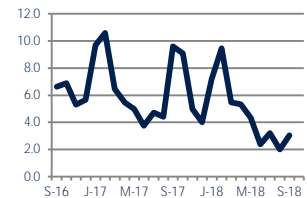
96.6%



Up 2%  
Vs. Year Ago

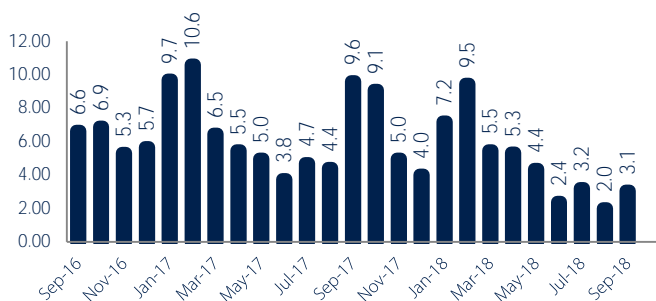
### Months of Supply

3.1



Down -68%  
Vs. Year Ago

### Months Of Supply



### Months of Supply

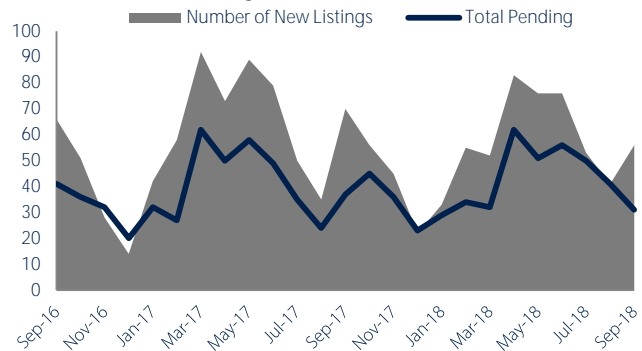
In September, there was 3.1 months of supply available in Wayne, compared to 9.6 in September 2017. That is a decrease of 68% versus a year ago.

Months of supply is calculated by dividing current inventory by current sales. It indicates how many months would be needed to sell all of the inventory available at the current rate of demand.

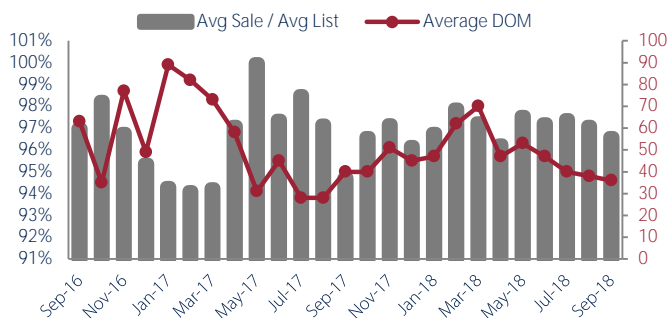
### New Listings & Current Contracts

This month there were 56 homes newly listed for sale in Wayne compared to 70 in September 2017, a decrease of 20%. There were 31 current contracts pending sale this September compared to 37 a year ago. The number of current contracts is 16% lower than last September.

### New Listings & Current Contracts



### Sale Price/ List Price & DOM



### Sale Price to List Price Ratio

In September, the average sale price in Wayne was 96.6% of the average list price, which is 1.9% higher than at this time last year.

### Days On Market

This month, the average number of days on market was 36, lower than the average last year, which was 40, a decrease of 10%.



Wayne are defined as properties listed in zip code/s 19087.

\*Detached, Attached, and Condo varies by local area Multiple Listing Service (MLS) definition. For more information regarding your specific market, contact one of Long & Foster's knowledgeable and experienced sales associates.

Information included in this report is based on data supplied by TREND and its member Association(s) of REALTORS, who are not responsible for its accuracy. Does not reflect all activity in the marketplace. Information contained in this report is deemed reliable but not guaranteed, should be independently verified, and does not constitute an opinion of TREND or Long & Foster Real Estate, Inc.

