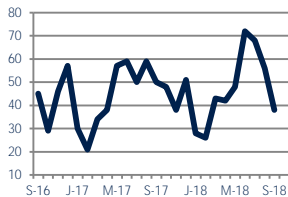


Zip Code(s): 18974

### Units Sold

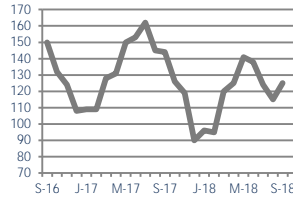
38



Down -24%  
Vs. Year Ago

### Active Inventory

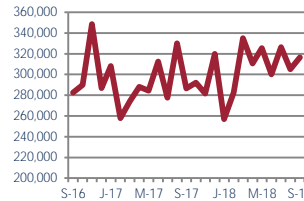
125



Down -13%  
Vs. Year Ago

### Median Sale Price

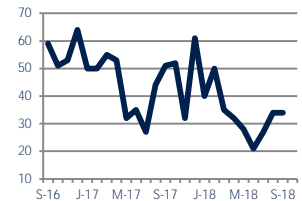
\$316,500



Up 10%  
Vs. Year Ago

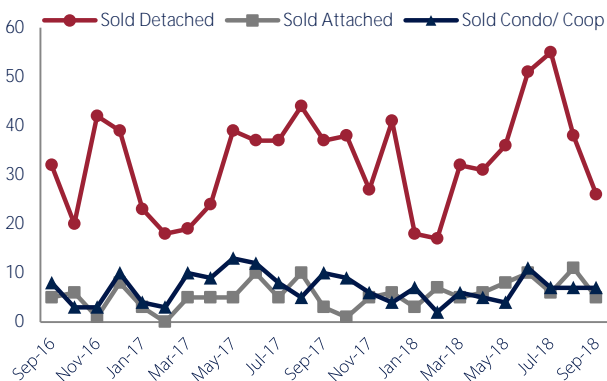
### Days On Market

34



Down -33%  
Vs. Year Ago

### Units Sold\*



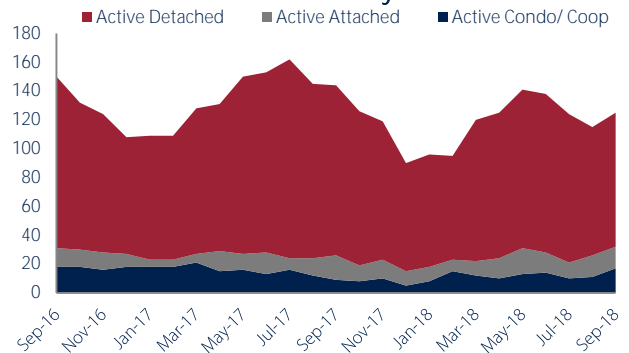
### Units Sold

There was a decrease in total units sold in September, with 38 sold this month in Warminster versus 56 last month, a decrease of 32%. This month's total units sold was lower than at this time last year, a decrease of 24% versus September 2017.

### Active Inventory

Versus last year, the total number of homes available this month is lower by 19 units or 13%. The total number of active inventory this September was 125 compared to 144 in September 2017. This month's total of 125 is higher than the previous month's total supply of available inventory of 115, an increase of 9%.

### Active Inventory\*



### Median Sale Price



### Median Sale Price

Last September, the median sale price for Warminster Homes was \$286,500. This September, the median sale price was \$316,500, an increase of 10% or \$30,000 compared to last year. The current median sold price is 4% higher than in August.

Median sale price is the middle sale price in a given month. The same number of properties are above & below the median.



Warminster are defined as properties listed in zip code/s 18974.

\*Detached, Attached, and Condo varies by local area Multiple Listing Service (MLS) definition. For more information regarding your specific market, contact one of Long & Foster's knowledgeable and experienced sales associates.

Information included in this report is based on data supplied by TREND and its member Association(s) of REALTORS, who are not responsible for its accuracy. Does not reflect all activity in the marketplace. Information contained in this report is deemed reliable but not guaranteed, should be independently verified, and does not constitute an opinion of TREND or Long & Foster Real Estate, Inc.



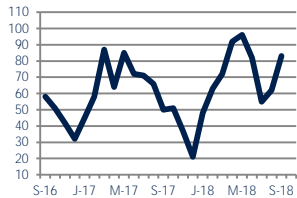
## Focus On: Warminster Housing Market

September 2018

Zip Code(s): 18974

### New Listings

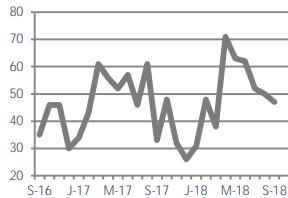
83



Up 66%  
Vs. Year Ago

### Current Contracts

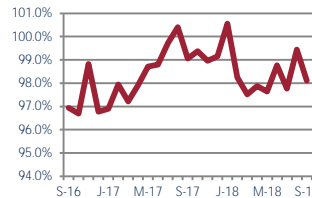
47



Up 42%  
Vs. Year Ago

### Sold Vs. List Price

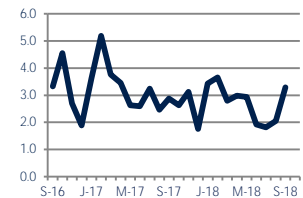
98.1%



Down -1%  
Vs. Year Ago

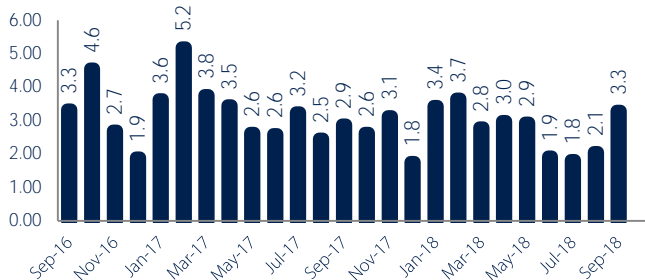
### Months of Supply

3.3



Up 14%  
Vs. Year Ago

### Months Of Supply



### New Listings & Current Contracts

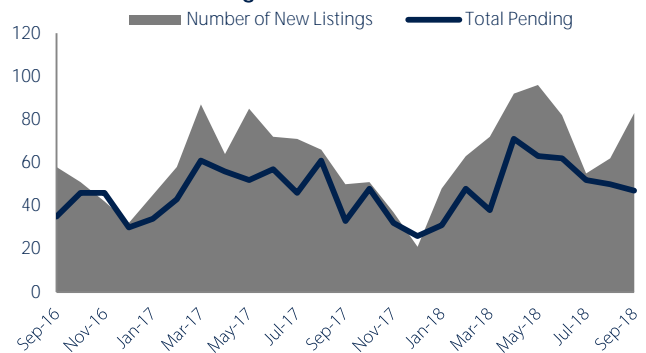
This month there were 83 homes newly listed for sale in Warminster compared to 50 in September 2017, an increase of 66%. There were 47 current contracts pending sale this September compared to 33 a year ago. The number of current contracts is 42% higher than last September.

### Months of Supply

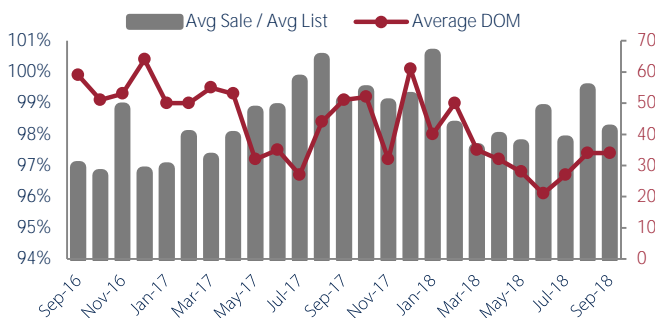
In September, there was 3.3 months of supply available in Warminster, compared to 2.9 in September 2017. That is an increase of 14% versus a year ago.

Months of supply is calculated by dividing current inventory by current sales. It indicates how many months would be needed to sell all of the inventory available at the current rate of demand.

### New Listings & Current Contracts



### Sale Price/ List Price & DOM



### Sale Price to List Price Ratio

In September, the average sale price in Warminster was 98.1% of the average list price, which is 1.0% lower than at this time last year.

### Days On Market

This month, the average number of days on market was 34, lower than the average last year, which was 51, a decrease of 33%.



Warminster are defined as properties listed in zip code/s 18974.

\*Detached, Attached, and Condo varies by local area Multiple Listing Service (MLS) definition. For more information regarding your specific market, contact one of Long & Foster's knowledgeable and experienced sales associates.

Information included in this report is based on data supplied by TREND and its member Association(s) of REALTORS, who are not responsible for its accuracy. Does not reflect all activity in the marketplace. Information contained in this report is deemed reliable but not guaranteed, should be independently verified, and does not constitute an opinion of TREND or Long & Foster Real Estate, Inc.

