

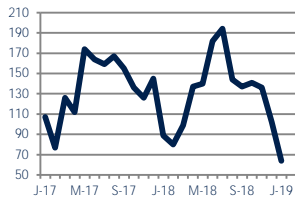
Focus On: Quakertown, Perkasie, and Northern Bucks County Housing Market

January 2019

Zip Code(s): 18951, 18944, 18947, 18942, 18972, 18930, 18077, 18920, 18081, 18949, 18921, 18950, 18910 and 18953

Units Sold

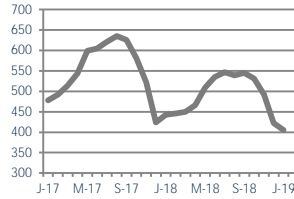
64



Down -28%
Vs. Year Ago

Active Inventory

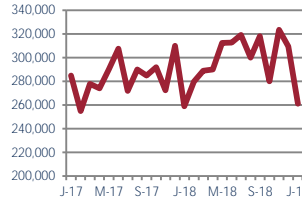
405



Down -9%
Vs. Year Ago

Median Sale Price

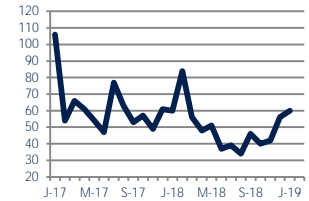
\$261,250



Up 1%
Vs. Year Ago

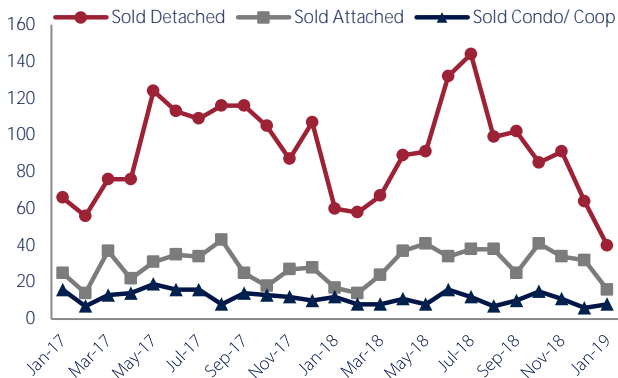
Days On Market

60



No Change
Vs. Year Ago

Units Sold*



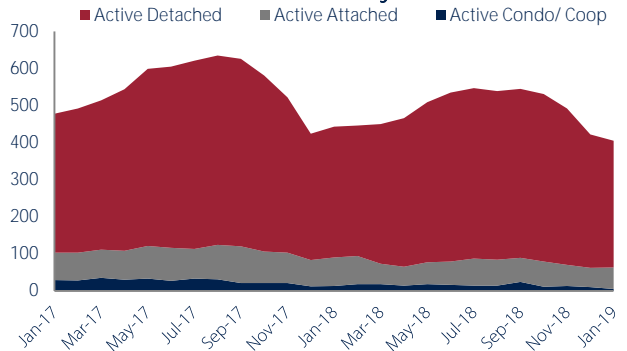
Units Sold

There was a decrease in total units sold in January, with 64 sold this month in Quakertown, Perkasie, and Northern Bucks County. This month's total units sold was lower than at this time last year.

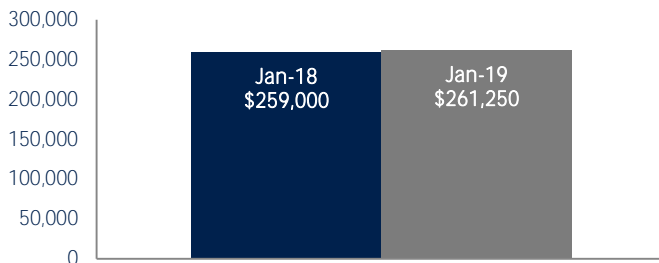
Active Inventory

Versus last year, the total number of homes available this month is lower by 38 units or 9%. The total number of active inventory this January was 405 compared to 443 in January 2018. This month's total of 405 is lower than the previous month's total supply of available inventory of 422, a decrease of 4%.

Active Inventory*



Median Sale Price



Median Sale Price

Last January, the median sale price for Quakertown, Perkasie, and Northern Bucks County Homes was \$259,000. This January, the median sale price was \$261,250, an increase of 1% or \$2,250 compared to last year. The current median sold price is 16% lower than in December.

Median sale price is the middle sale price in a given month. The same number of properties are above & below the median.



Quakertown, Perkasie, and Northern Bucks County are defined as properties listed in zip code/s 18951, 18944, 18947, 18942, 18972, 18930, 18077, 18920, 18081, 18949, 18921, 18950, 18910 and 18953.

*Detached, Attached, and Condo varies by local area Multiple Listing Service (MLS) definition. For more information regarding your specific market, contact one of Long & Foster's knowledgeable and experienced sales associates.

Information included in this report is based on data supplied by BRIGHTMLS and its member Association(s) of REALTORS, who are not responsible for its accuracy. Does not reflect all activity in the marketplace. Information contained in this report is deemed reliable but not guaranteed, should be independently verified, and does not constitute an opinion of BRIGHTMLS or Long & Foster Real Estate, Inc.

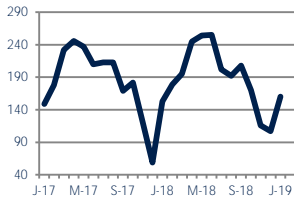
Focus On: Quakertown, Perkasia, and Northern Bucks County Housing Market

January 2019

Zip Code(s): 18951, 18944, 18947, 18942, 18972, 18930, 18077, 18920, 18081, 18949, 18921, 18950, 18910 and 18953

New Listings

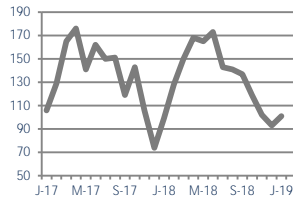
160



Up 5%
Vs. Year Ago

Current Contracts

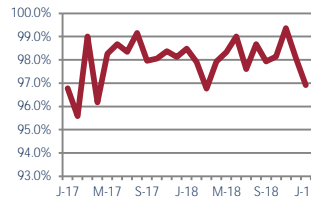
101



Up 2%
Vs. Year Ago

Sold Vs. List Price

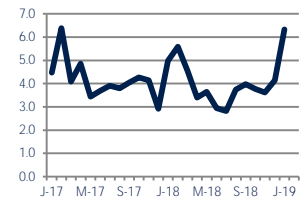
96.9%



Down -1.6%
Vs. Year Ago

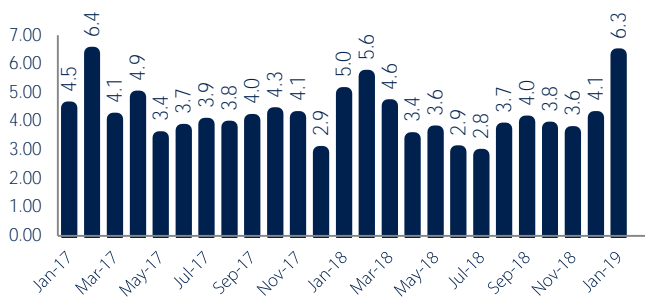
Months of Supply

6.3



Up 27%
Vs. Year Ago

Months Of Supply



Months of Supply

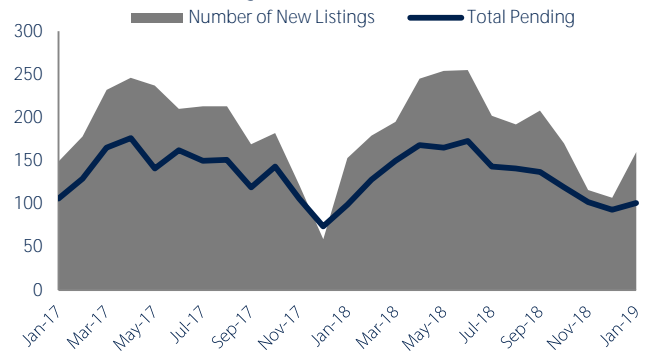
In January, there was 6.3 months of supply available in Quakertown, Perkasia, and Northern Bucks County, compared to 5.0 in January 2018. That is an increase of 27% versus a year ago.

Months of supply is calculated by dividing current inventory by current sales. It indicates how many months would be needed to sell all of the inventory available at the current rate of demand.

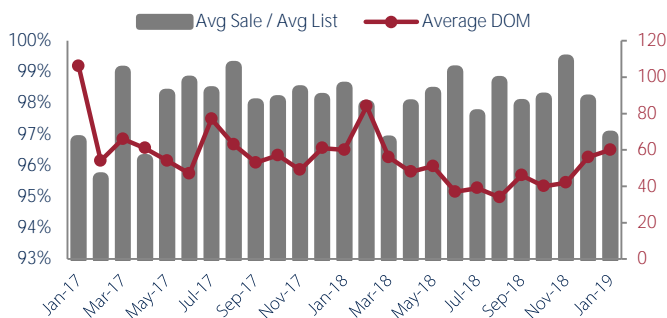
New Listings & Current Contracts

This month there were 160 homes newly listed for sale in Quakertown, Perkasia, and Northern Bucks County compared to 153 in January 2018, an increase of 5%. There were 101 current contracts pending sale this January compared to 99 a year ago. The number of current contracts is 2% higher than last January.

New Listings & Current Contracts



Sale Price/ List Price & DOM



Sale Price to List Price Ratio

In January, the average sale price in Quakertown, Perkasia, and Northern Bucks County was 96.9% of the average list price, which is 1.6% lower than at this time last year.

Days On Market

This month, the average number of days on market was 60, which is similar compared to a year ago.



Quakertown, Perkasia, and Northern Bucks County are defined as properties listed in zip code/s 18951, 18944, 18947, 18942, 18972, 18930, 18077, 18920, 18081, 18949, 18921, 18950, 18910 and 18953.

*Detached, Attached, and Condo varies by local area Multiple Listing Service (MLS) definition. For more information regarding your specific market, contact one of Long & Foster's knowledgeable and experienced sales associates.

Information included in this report is based on data supplied by BRIGHTMLS and its member Association(s) of REALTORS, who are not responsible for its accuracy. Does not reflect all activity in the marketplace. Information contained in this report is deemed reliable but not guaranteed, should be independently verified, and does not constitute an opinion of BRIGHTMLS or Long & Foster Real Estate, Inc.

