



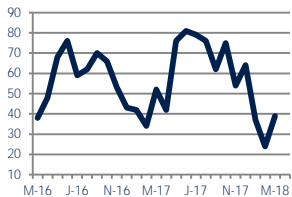
Focus On: Lansdale Housing Market

March 2018

Zip Code(s): 19446 and 19490

Units Sold

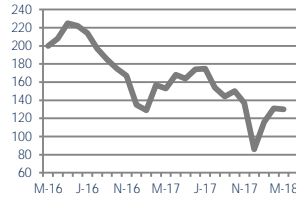
39



Down
Vs. Year Ago

Active Inventory

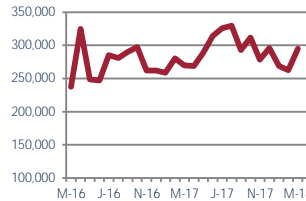
130



Down -15%
Vs. Year Ago

Median Sale Price

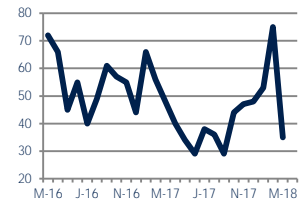
\$294,990



Up 9%
Vs. Year Ago

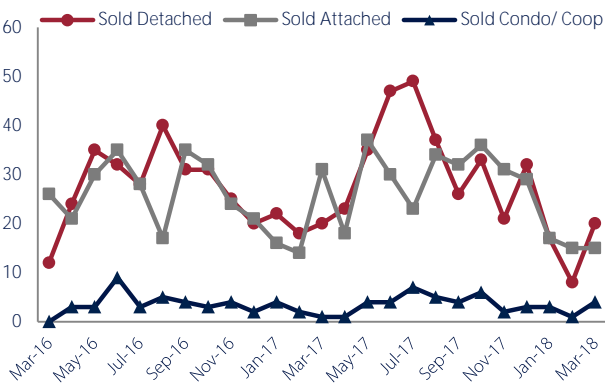
Days On Market

35



Down -27%
Vs. Year Ago

Units Sold*



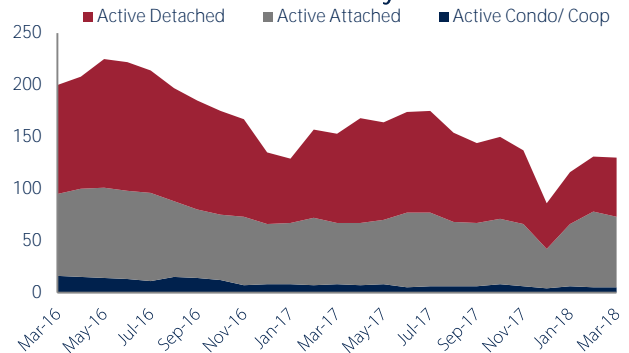
Units Sold

With relatively few transactions, there was an increase in total units sold in March, with 39 sold this month in Lansdale. This month's total units sold was lower than at this time last year, a decrease from March 2017.

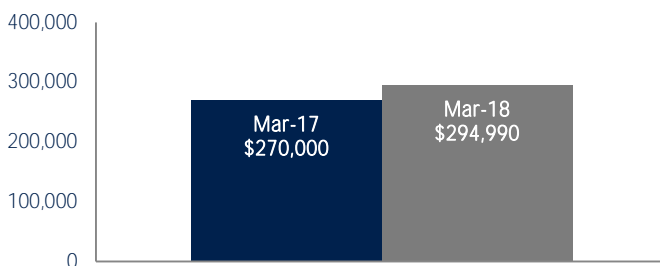
Active Inventory

Versus last year, the total number of homes available this month is lower by 23 units or 15%. The total number of active inventory this March was 130 compared to 153 in March 2017. This month's total of 130 is lower than the previous month's total supply of available inventory of 131, a decrease of 1%.

Active Inventory*



Median Sale Price



Median Sale Price

Last March, the median sale price for Lansdale Homes was \$270,000. This March, the median sale price was \$294,990, an increase of 9% or \$24,990 compared to last year. The current median sold price is 12% higher than in February.

Median sale price is the middle sale price in a given month. The same number of properties are above & below the median.

Lansdale are defined as properties listed in zip code/s 19446 and 19490.

*Detached, Attached, and Condo varies by local area Multiple Listing Service (MLS) definition. For more information regarding your specific market, contact one of Long & Foster's knowledgeable and experienced sales associates.

Information included in this report is based on data supplied by TREND and its member Association(s) of REALTORS, who are not responsible for its accuracy. Does not reflect all activity in the marketplace. Information contained in this report is deemed reliable but not guaranteed, should be independently verified, and does not constitute an opinion of TREND or Long & Foster Real Estate, Inc.



CHRISTIE'S
INTERNATIONAL REAL ESTATE



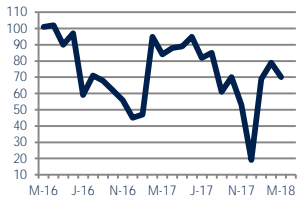
Focus On: Lansdale Housing Market

March 2018

Zip Code(s): 19446 and 19490

New Listings

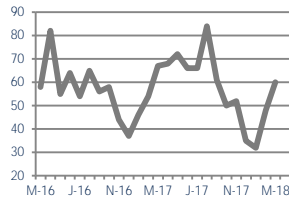
70



Down -17%
Vs. Year Ago

Current Contracts

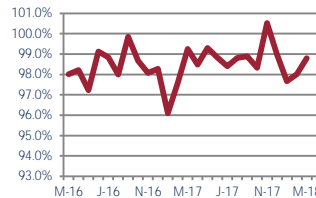
60



Down -10%
Vs. Year Ago

Sold Vs. List Price

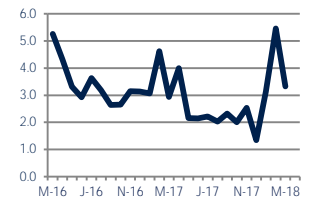
98.8%



No Change
Vs. Year Ago

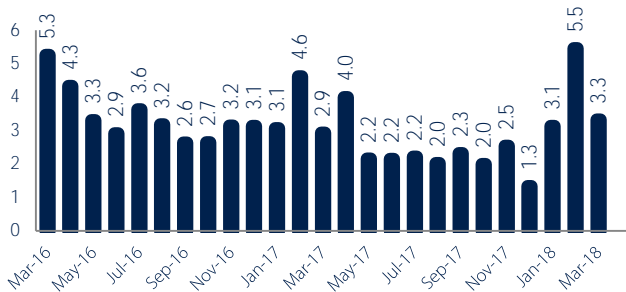
Months of Supply

3.3



Up 13%
Vs. Year Ago

Months Of Supply



Months of Supply

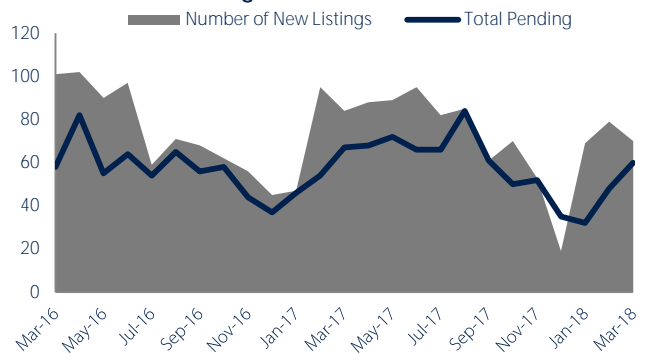
In March, there was 3.3 months of supply available in Lansdale, compared to 2.9 in March 2017. That is an increase of 13% versus a year ago.

Months of supply is calculated by dividing current inventory by current sales. It indicates how many months would be needed to sell all of the inventory available at the current rate of demand.

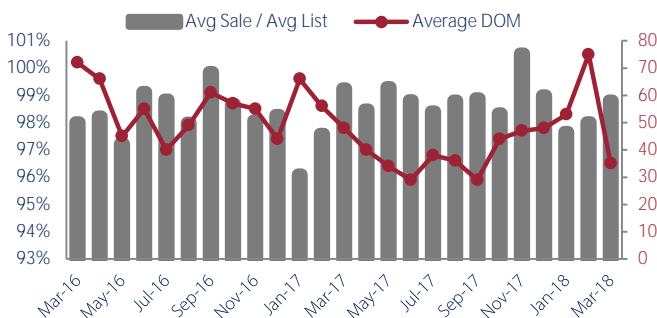
New Listings & Current Contracts

This month there were 70 homes newly listed for sale in Lansdale compared to 84 in March 2017, a decrease of 17%. There were 60 current contracts pending sale this March compared to 67 a year ago. The number of current contracts is 10% lower than last March.

New Listings & Current Contracts



Sale Price/ List Price & DOM



Sale Price to List Price Ratio

In March, the average sale price in Lansdale was 98.8% of the average list price, which is similar compared to a year ago.

Days On Market

This month, the average number of days on market was 35, lower than the average last year, which was 48, a decrease of 27%.



Lansdale are defined as properties listed in zip code/s 19446 and 19490.

*Detached, Attached, and Condo varies by local area Multiple Listing Service (MLS) definition. For more information regarding your specific market, contact one of Long & Foster's knowledgeable and experienced sales associates.

Information included in this report is based on data supplied by TREND and its member Association(s) of REALTORS, who are not responsible for its accuracy. Does not reflect all activity in the marketplace. Information contained in this report is deemed reliable but not guaranteed, should be independently verified, and does not constitute an opinion of TREND or Long & Foster Real Estate, Inc.

