

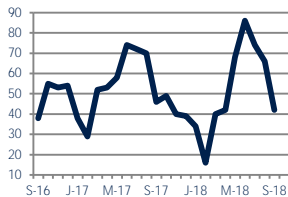
## Focus On: Collegeville Housing Market

September 2018

Zip Code(s): 19426 and 19453

### Units Sold

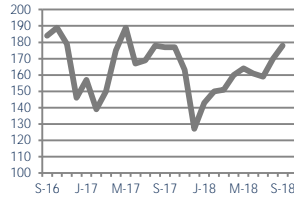
42



Down -9%  
Vs. Year Ago

### Active Inventory

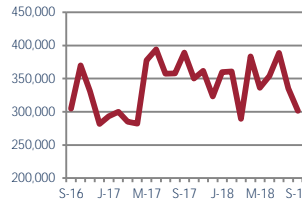
178



Up 1%  
Vs. Year Ago

### Median Sale Price

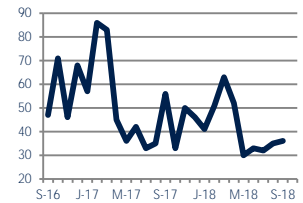
\$301,450



Down -23%  
Vs. Year Ago

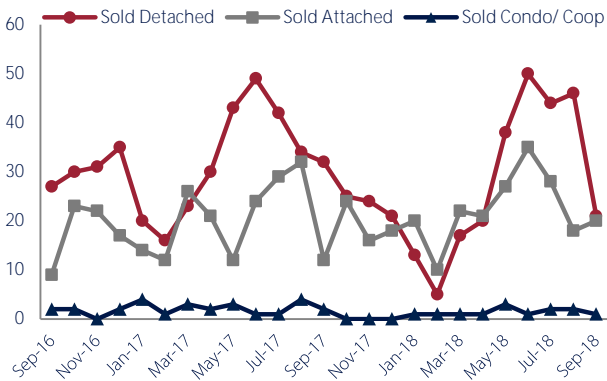
### Days On Market

36



Down -36%  
Vs. Year Ago

### Units Sold\*



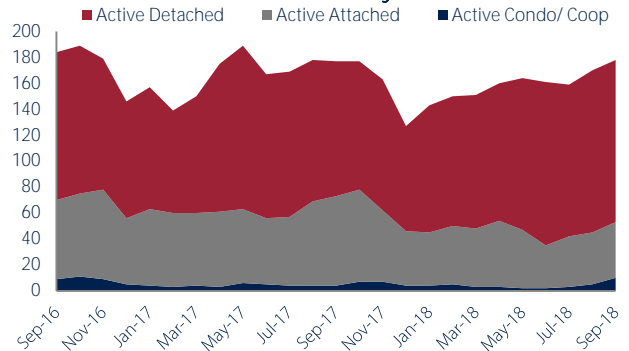
### Units Sold

There was a decrease in total units sold in September, with 42 sold this month in Collegeville. This month's total units sold was lower than at this time last year.

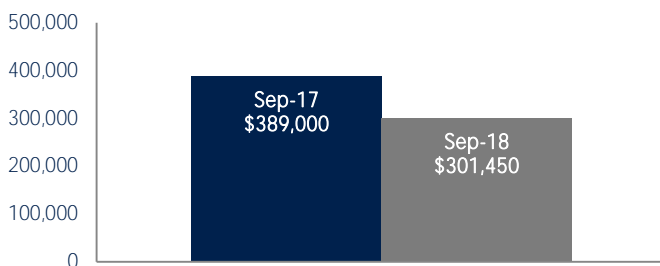
### Active Inventory

Versus last year, the total number of homes available this month is higher by 1 units or 1%. The total number of active inventory this September was 178 compared to 177 in September 2017. This month's total of 178 is higher than the previous month's total supply of available inventory of 170, an increase of 5%.

### Active Inventory\*



### Median Sale Price



### Median Sale Price

Last September, the median sale price for Collegeville Homes was \$389,000. This September, the median sale price was \$301,450, a decrease of 23% or \$87,550 compared to last year. The current median sold price is 10% lower than in August.

Median sale price is the middle sale price in a given month. The same number of properties are above & below the median.

Collegeville are defined as properties listed in zip code/s 19426 and 19453.

\*Detached, Attached, and Condo varies by local area Multiple Listing Service (MLS) definition. For more information regarding your specific market, contact one of Long & Foster's knowledgeable and experienced sales associates.

Information included in this report is based on data supplied by TREND and its member Association(s) of REALTORS, who are not responsible for its accuracy. Does not reflect all activity in the marketplace. Information contained in this report is deemed reliable but not guaranteed, should be independently verified, and does not constitute an opinion of TREND or Long & Foster Real Estate, Inc.



CHRISTIE'S  
INTERNATIONAL REAL ESTATE



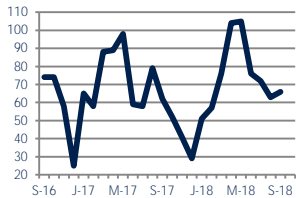
**Focus On:** Collegeville Housing Market

September 2018

Zip Code(s): 19426 and 19453

**New Listings**

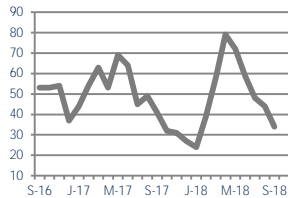
66



**Up 6%**  
Vs. Year Ago

**Current Contracts**

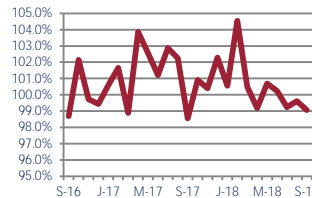
34



**Down -17%**  
Vs. Year Ago

**Sold Vs. List Price**

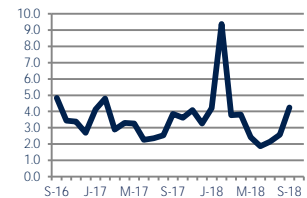
99.1%



**Up 0.5%**  
Vs. Year Ago

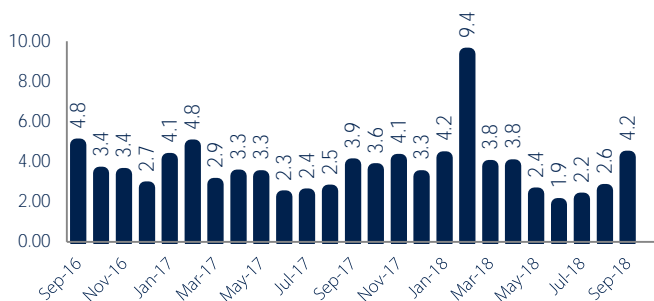
**Months of Supply**

4.2



**Up 10%**  
Vs. Year Ago

**Months Of Supply**



**Months of Supply**

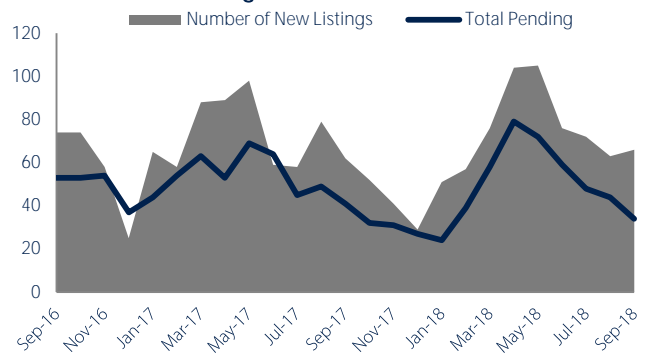
In September, there was 4.2 months of supply available in Collegeville, compared to 3.8 in September 2017. That is an increase of 10% versus a year ago.

Months of supply is calculated by dividing current inventory by current sales. It indicates how many months would be needed to sell all of the inventory available at the current rate of demand.

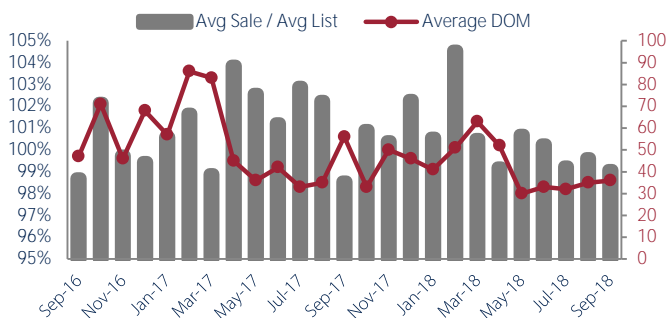
**New Listings & Current Contracts**

This month there were 66 homes newly listed for sale in Collegeville compared to 62 in September 2017, an increase of 6%. There were 34 current contracts pending sale this September compared to 41 a year ago. The number of current contracts is 17% lower than last September.

**New Listings & Current Contracts**



**Sale Price/ List Price & DOM**



**Sale Price to List Price Ratio**

In September, the average sale price in Collegeville was 99.1% of the average list price, which is 0.5% higher than at this time last year.

**Days On Market**

This month, the average number of days on market was 36, lower than the average last year, which was 56, a decrease of 36%.



Collegeville are defined as properties listed in zip code/s 19426 and 19453.

\*Detached, Attached, and Condo varies by local area Multiple Listing Service (MLS) definition. For more information regarding your specific market, contact one of Long & Foster's knowledgeable and experienced sales associates.

Information included in this report is based on data supplied by TREND and its member Association(s) of REALTORS, who are not responsible for its accuracy. Does not reflect all activity in the marketplace. Information contained in this report is deemed reliable but not guaranteed, should be independently verified, and does not constitute an opinion of TREND or Long & Foster Real Estate, Inc.

