



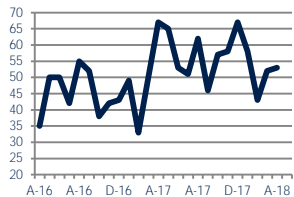
Focus On: Willingboro Housing Market

April 2018

Zip Code(s): 08046 and 08073

Units Sold

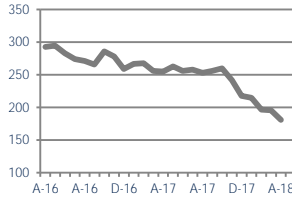
53



Down -21%
Vs. Year Ago

Active Inventory

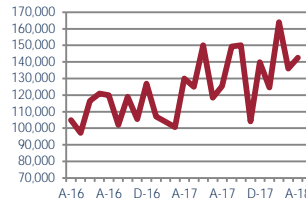
181



Down -29%
Vs. Year Ago

Median Sale Price

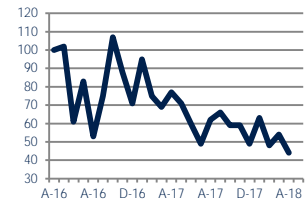
\$142,500



Up 10%
Vs. Year Ago

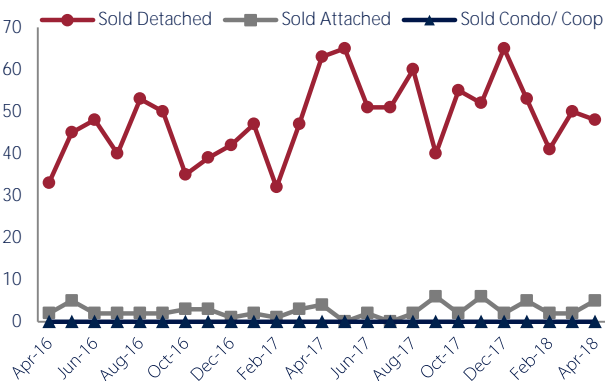
Days On Market

44



Down -43%
Vs. Year Ago

Units Sold*



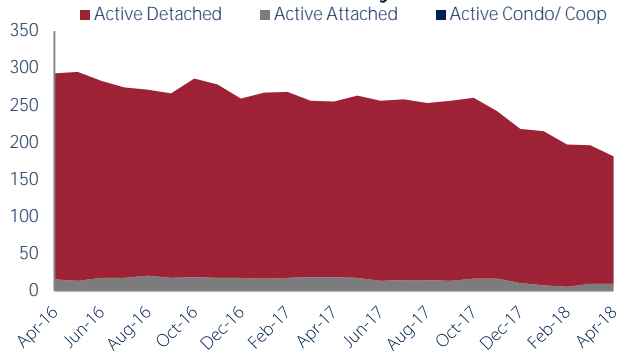
Units Sold

There was an increase in total units sold in April, with 53 sold this month in Willingboro versus 52 last month, an increase of 2%. This month's total units sold was lower than at this time last year, a decrease of 21% versus April 2017.

Active Inventory

Versus last year, the total number of homes available this month is lower by 74 units or 29%. The total number of active inventory this April was 181 compared to 255 in April 2017. This month's total of 181 is lower than the previous month's total supply of available inventory of 196, a decrease of 8%.

Active Inventory*



Median Sale Price



Median Sale Price

Last April, the median sale price for Willingboro Homes was \$129,900. This April, the median sale price was \$142,500, an increase of 10% or \$12,600 compared to last year. The current median sold price is 5% higher than in March.

Median sale price is the middle sale price in a given month. The same number of properties are above & below the median.

Willingboro are defined as properties listed in zip code/s 08046 and 08073.

*Detached, Attached, and Condo varies by local area Multiple Listing Service (MLS) definition. For more information regarding your specific market, contact one of Long & Foster's knowledgeable and experienced sales associates.

Information included in this report is based on data supplied by TREND and its member Association(s) of REALTORS, who are not responsible for its accuracy. Does not reflect all activity in the marketplace. Information contained in this report is deemed reliable but not guaranteed, should be independently verified, and does not constitute an opinion of TREND or Long & Foster Real Estate, Inc.



CHRISTIE'S INTERNATIONAL REAL ESTATE





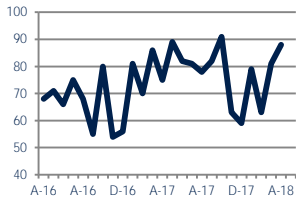
Focus On: Willingboro Housing Market

April 2018

Zip Code(s): 08046 and 08073

New Listings

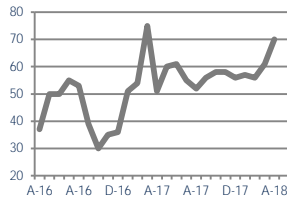
88



Up 17%
Vs. Year Ago

Current Contracts

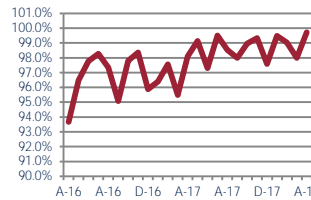
70



Up 37%
Vs. Year Ago

Sold Vs. List Price

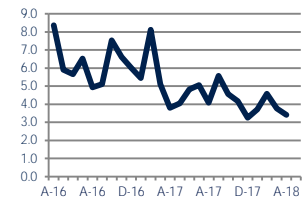
99.7%



Up 1.6%
Vs. Year Ago

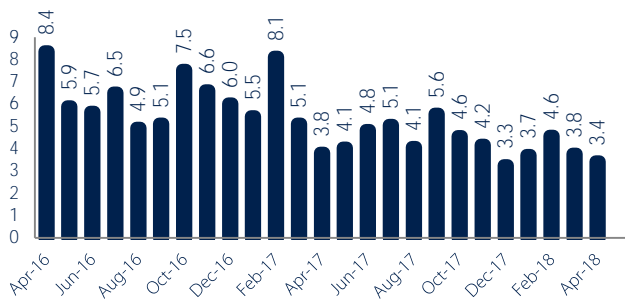
Months of Supply

3.4



Down -10%
Vs. Year Ago

Months Of Supply



Months of Supply

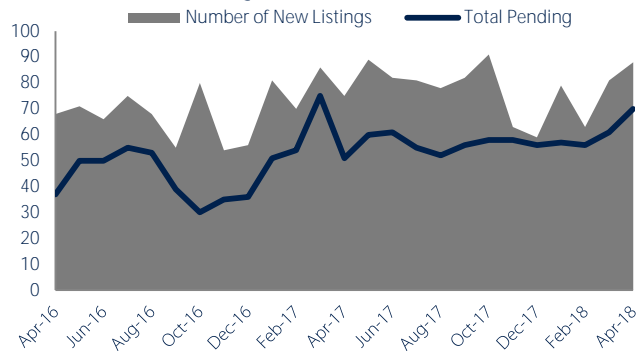
In April, there was 3.4 months of supply available in Willingboro, compared to 3.8 in April 2017. That is a decrease of 10% versus a year ago.

Months of supply is calculated by dividing current inventory by current sales. It indicates how many months would be needed to sell all of the inventory available at the current rate of demand.

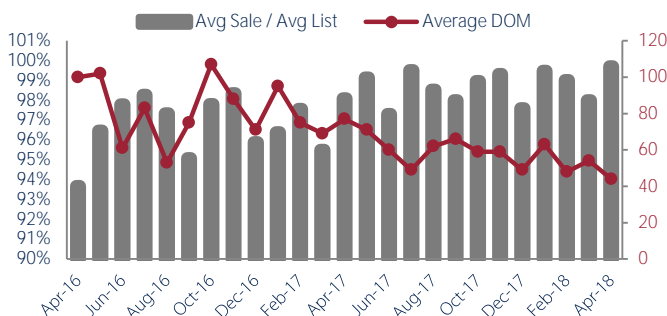
New Listings & Current Contracts

This month there were 88 homes newly listed for sale in Willingboro compared to 75 in April 2017, an increase of 17%. There were 70 current contracts pending sale this April compared to 51 a year ago. The number of current contracts is 37% higher than last April.

New Listings & Current Contracts



Sale Price/ List Price & DOM



Sale Price to List Price Ratio

In April, the average sale price in Willingboro was 99.7% of the average list price, which is 1.6% higher than at this time last year.

Days On Market

This month, the average number of days on market was 44, lower than the average last year, which was 77, a decrease of 43%.



Willingboro are defined as properties listed in zip code/s 08046 and 08073.

*Detached, Attached, and Condo varies by local area Multiple Listing Service (MLS) definition. For more information regarding your specific market, contact one of Long & Foster's knowledgeable and experienced sales associates.

Information included in this report is based on data supplied by TREND and its member Association(s) of REALTORS, who are not responsible for its accuracy. Does not reflect all activity in the marketplace. Information contained in this report is deemed reliable but not guaranteed, should be independently verified, and does not constitute an opinion of TREND or Long & Foster Real Estate, Inc.

