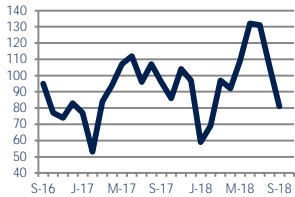


Zip Code(s): 08054 and 08052

Units Sold

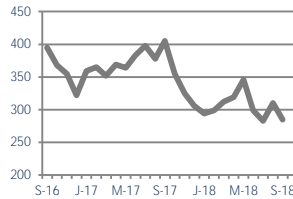
81



Down -16%
Vs. Year Ago

Active Inventory

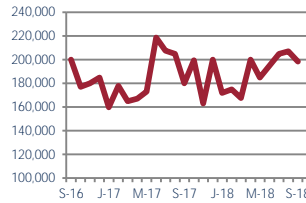
285



Down -30%
Vs. Year Ago

Median Sale Price

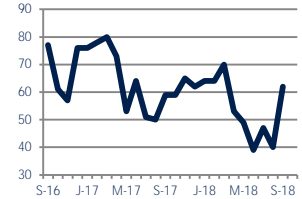
\$198,500



Up 10%
Vs. Year Ago

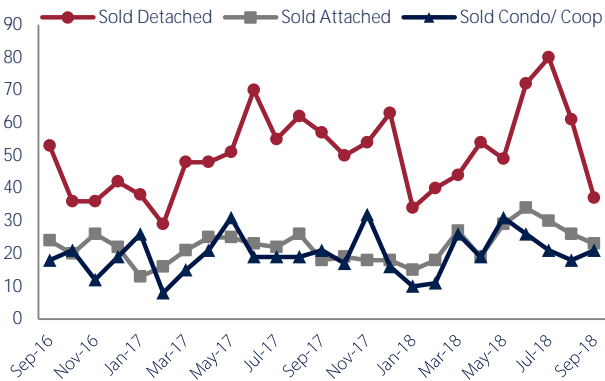
Days On Market

62



Up 5%
Vs. Year Ago

Units Sold*



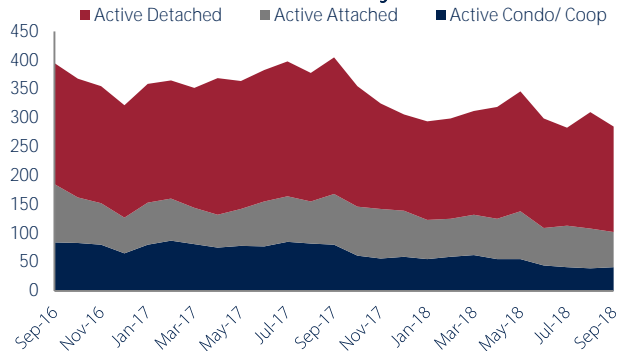
Units Sold

There was a decrease in total units sold in September, with 81 sold this month in Mount Laurel, Ramblewood, and Maple Shade versus 105 last month, a decrease of 23%. This month's total units sold was lower than at this time last year, a decrease of 16% versus September 2017.

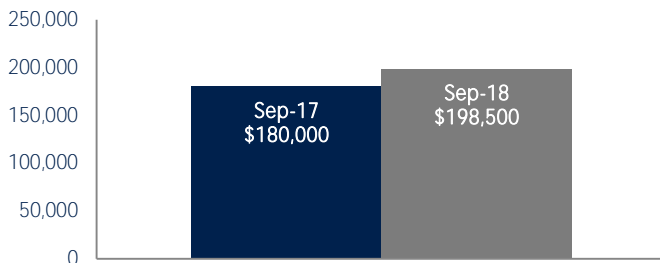
Active Inventory

Versus last year, the total number of homes available this month is lower by 120 units or 30%. The total number of active inventory this September was 285 compared to 405 in September 2017. This month's total of 285 is lower than the previous month's total supply of available inventory of 310, a decrease of 8%.

Active Inventory*



Median Sale Price



Median Sale Price

Last September, the median sale price for Mount Laurel, Ramblewood, and Maple Shade Homes was \$180,000. This September, the median sale price was \$198,500, an increase of 10% or \$18,500 compared to last year. The current median sold price is 4% lower than in August.

Median sale price is the middle sale price in a given month. The same number of properties are above & below the median.



Mount Laurel, Ramblewood, and Maple Shade are defined as properties listed in zip code/s 08054 and 08052.

*Detached, Attached, and Condo varies by local area Multiple Listing Service (MLS) definition. For more information regarding your specific market, contact one of Long & Foster's knowledgeable and experienced sales associates.

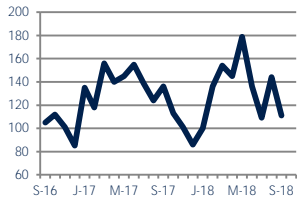
Information included in this report is based on data supplied by TREND and its member Association(s) of REALTORS, who are not responsible for its accuracy. Does not reflect all activity in the marketplace. Information contained in this report is deemed reliable but not guaranteed, should be independently verified, and does not constitute an opinion of TREND or Long & Foster Real Estate, Inc.



Zip Code(s): 08054 and 08052

New Listings

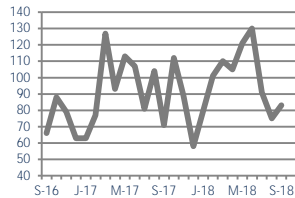
111



Down -18%
Vs. Year Ago

Current Contracts

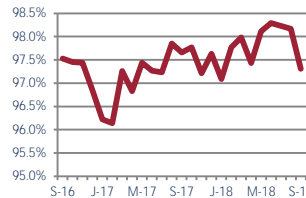
83



Up 17%
Vs. Year Ago

Sold Vs. List Price

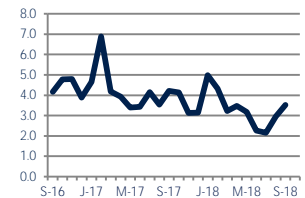
97.3%



No Change
Vs. Year Ago

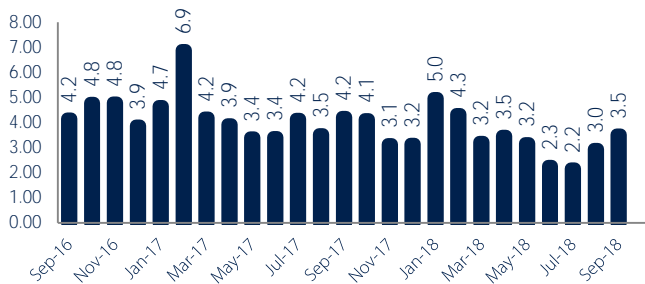
Months of Supply

3.5



Down -17%
Vs. Year Ago

Months Of Supply



Months of Supply

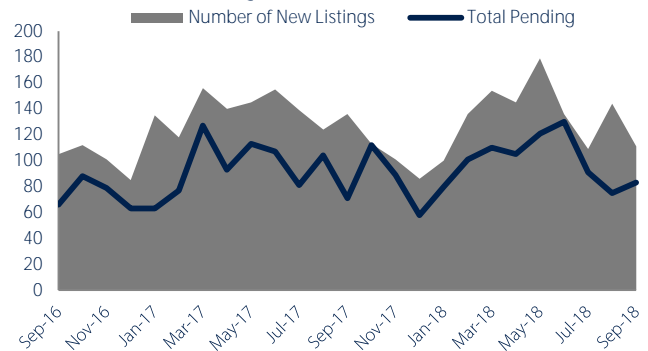
In September, there was 3.5 months of supply available in Mount Laurel, Ramblewood, and Maple Shade, compared to 4.2 in September 2017. That is a decrease of 17% versus a year ago.

Months of supply is calculated by dividing current inventory by current sales. It indicates how many months would be needed to sell all of the inventory available at the current rate of demand.

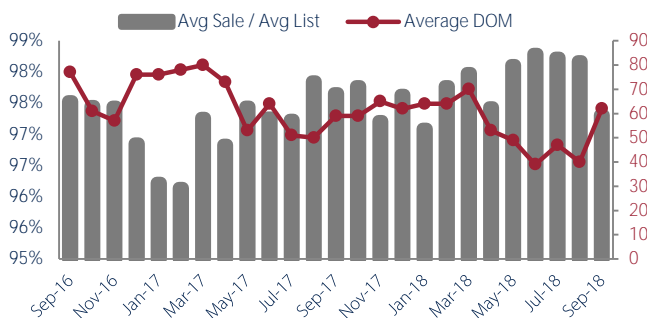
New Listings & Current Contracts

This month there were 111 homes newly listed for sale in Mount Laurel, Ramblewood, and Maple Shade compared to 136 in September 2017, a decrease of 18%. There were 83 current contracts pending sale this September compared to 71 a year ago. The number of current contracts is 17% higher than last September.

New Listings & Current Contracts



Sale Price/ List Price & DOM



Sale Price to List Price Ratio

In September, the average sale price in Mount Laurel, Ramblewood, and Maple Shade was 97.3% of the average list price, which is similar compared to a year ago.

Days On Market

This month, the average number of days on market was 62, higher than the average last year, which was 59, an increase of 5%.



Mount Laurel, Ramblewood, and Maple Shade are defined as properties listed in zip code/s 08054 and 08052.

*Detached, Attached, and Condo varies by local area Multiple Listing Service (MLS) definition. For more information regarding your specific market, contact one of Long & Foster's knowledgeable and experienced sales associates.

Information included in this report is based on data supplied by TRiND and its member Association(s) of REALTORS, who are not responsible for its accuracy. Does not reflect all activity in the marketplace. Information contained in this report is deemed reliable but not guaranteed, should be independently verified, and does not constitute an opinion of TRiND or Long & Foster Real Estate, Inc.

