



The Long & Foster Market Minute™

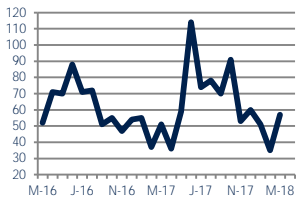
Focus On: Moorestown, Riverton, and Palmyra Housing Market

March 2018

Zip Code(s): 08057, 08077 and 08065

Units Sold

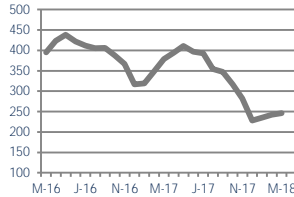
57



Up 12%
Vs. Year Ago

Active Inventory

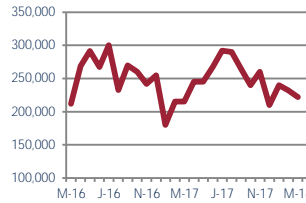
246



Down -35%
Vs. Year Ago

Median Sale Price

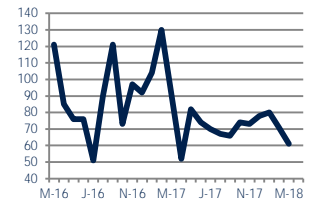
\$222,000



Up 3%
Vs. Year Ago

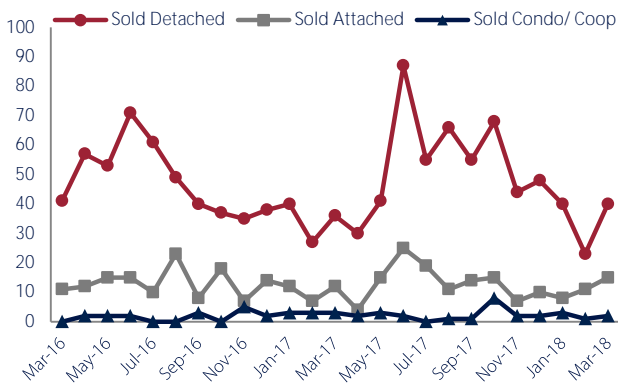
Days On Market

61



Down -33%
Vs. Year Ago

Units Sold*



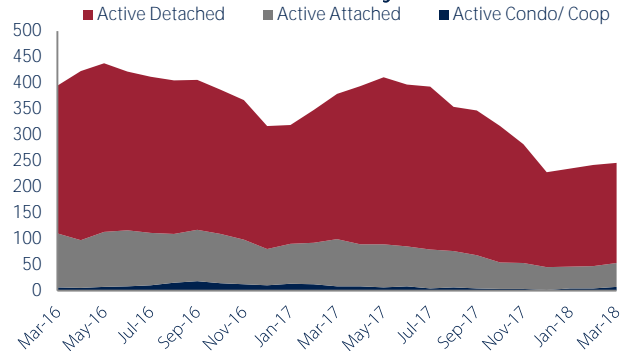
Units Sold

There was an increase in total units sold in March, with 57 sold this month in Moorestown, Riverton, and Palmyra. This month's total units sold was higher than at this time last year.

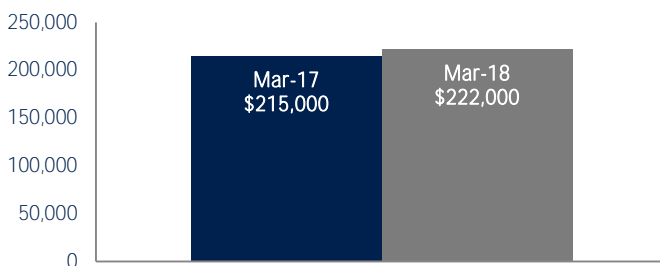
Active Inventory

Versus last year, the total number of homes available this month is lower by 133 units or 35%. The total number of active inventory this March was 246 compared to 379 in March 2017. This month's total of 246 is higher than the previous month's total supply of available inventory of 242, an increase of 2%.

Active Inventory*



Median Sale Price



Median Sale Price

Last March, the median sale price for Moorestown, Riverton, and Palmyra Homes was \$215,000. This March, the median sale price was \$222,000, an increase of 3% or \$7,000 compared to last year. The current median sold price is 4% lower than in February.

Median sale price is the middle sale price in a given month. The same number of properties are above & below the median.

Moorestown, Riverton, and Palmyra are defined as properties listed in zip code/s 08057, 08077 and 08065.

*Detached, Attached, and Condo varies by local area Multiple Listing Service (MLS) definition. For more information regarding your specific market, contact one of Long & Foster's knowledgeable and experienced sales associates.

Information included in this report is based on data supplied by TREND and its member Association(s) of REALTORS, who are not responsible for its accuracy. Does not reflect all activity in the marketplace. Information contained in this report is deemed reliable but not guaranteed, should be independently verified, and does not constitute an opinion of TREND or Long & Foster Real Estate, Inc.



CHRISTIE'S
INTERNATIONAL REAL ESTATE





The Long & Foster Market Minute™

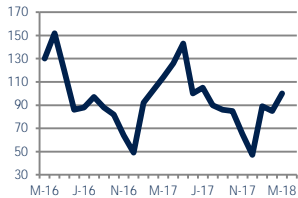
Focus On: Moorestown, Riverton, and Palmyra Housing Market

March 2018

Zip Code(s): 08057, 08077 and 08065

New Listings

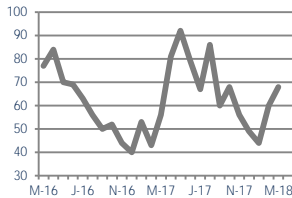
100



Down -12%
Vs. Year Ago

Current Contracts

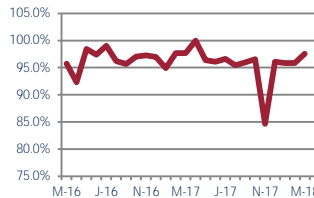
68



Up 21%
Vs. Year Ago

Sold Vs. List Price

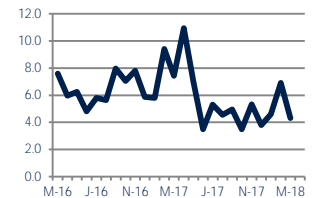
97.6%



No Change
Vs. Year Ago

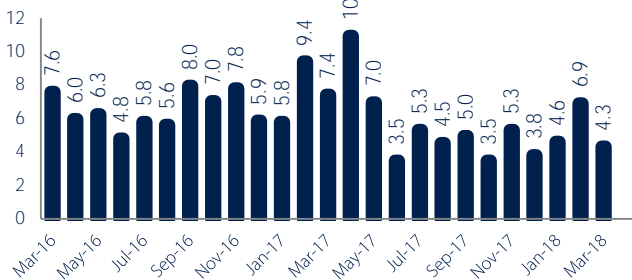
Months of Supply

4.3



Down -42%
Vs. Year Ago

Months Of Supply



Months of Supply

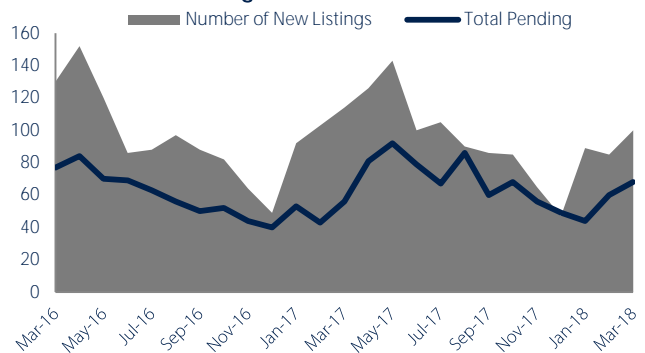
In March, there was 4.3 months of supply available in Moorestown, Riverton, and Palmyra, compared to 7.4 in March 2017. That is a decrease of 42% versus a year ago.

Months of supply is calculated by dividing current inventory by current sales. It indicates how many months would be needed to sell all of the inventory available at the current rate of demand.

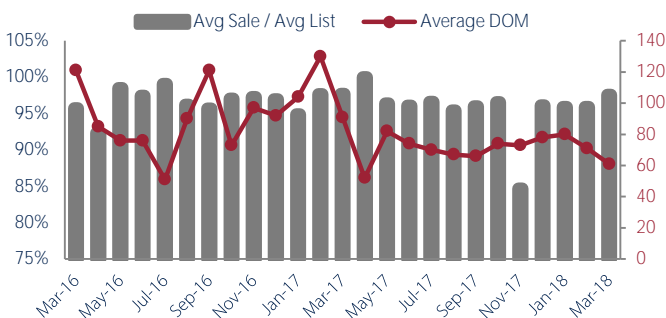
New Listings & Current Contracts

This month there were 100 homes newly listed for sale in Moorestown, Riverton, and Palmyra compared to 114 in March 2017, a decrease of 12%. There were 68 current contracts pending sale this March compared to 56 a year ago. The number of current contracts is 21% higher than last March.

New Listings & Current Contracts



Sale Price/ List Price & DOM



Sale Price to List Price Ratio

In March, the average sale price in Moorestown, Riverton, and Palmyra was 97.6% of the average list price, which is similar compared to a year ago.

Days On Market

This month, the average number of days on market was 61, lower than the average last year, which was 91, a decrease of 33%.



Moorestown, Riverton, and Palmyra are defined as properties listed in zip code/s 08057, 08077 and 08065.

*Detached, Attached, and Condo varies by local area Multiple Listing Service (MLS) definition. For more information regarding your specific market, contact one of Long & Foster's knowledgeable and experienced sales associates.

Information included in this report is based on data supplied by TREND and its member Association(s) of REALTORS, who are not responsible for its accuracy. Does not reflect all activity in the marketplace. Information contained in this report is deemed reliable but not guaranteed, should be independently verified, and does not constitute an opinion of TREND or Long & Foster Real Estate, Inc.

