



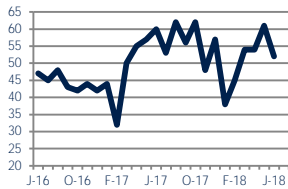
# The Long & Foster Market Minute™

## Focus On: Merchantville and Pennsauken Housing Market

June 2018

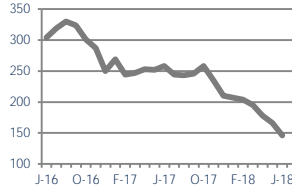
Zip Code(s): 08110 and 08109

**Units Sold**  
52



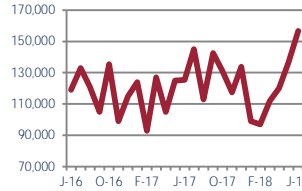
**Down -13%**  
Vs. Year Ago

**Active Inventory**  
146



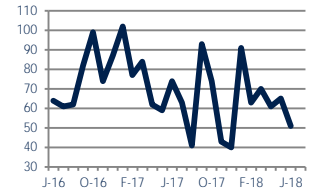
**Down -43%**  
Vs. Year Ago

**Median Sale Price**  
\$156,750



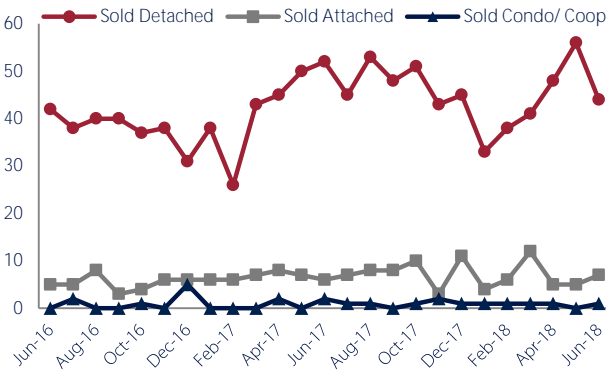
**Up 25%**  
Vs. Year Ago

**Days On Market**  
51



**Down -31%**  
Vs. Year Ago

### Units Sold\*



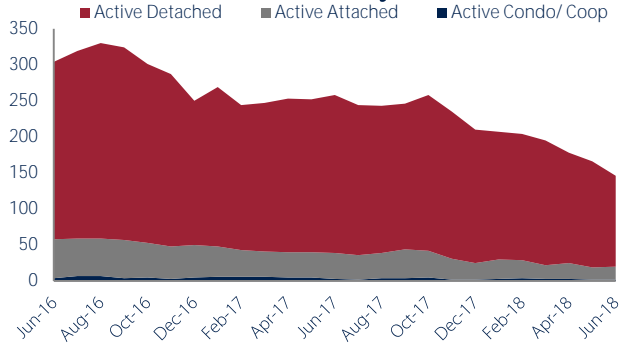
### Units Sold

There was a decrease in total units sold in June, with 52 sold this month in Merchantville and Pennsauken versus 61 last month, a decrease of 15%. This month's total units sold was lower than at this time last year, a decrease of 13% versus June 2017.

### Active Inventory

Versus last year, the total number of homes available this month is lower by 112 units or 43%. The total number of active inventory this June was 146 compared to 258 in June 2017. This month's total of 146 is lower than the previous month's total supply of available inventory of 166, a decrease of 12%.

### Active Inventory\*



### Median Sale Price



### Median Sale Price

Last June, the median sale price for Merchantville and Pennsauken Homes was \$125,300. This June, the median sale price was \$156,750, an increase of \$31,450 compared to last year. The current median sold price is higher than in May.

Median sale price is the middle sale price in a given month. The same number of properties are above & below the median.

Merchantville and Pennsauken are defined as properties listed in zip code/s 08110 and 08109.

\*Detached, Attached, and Condo varies by local area Multiple Listing Service (MLS) definition. For more information regarding your specific market, contact one of Long & Foster's knowledgeable and experienced sales associates.

Information included in this report is based on data supplied by TRiND and its member Association(s) of REALTORS, who are not responsible for its accuracy. Does not reflect all activity in the marketplace. Information contained in this report is deemed reliable but not guaranteed, should be independently verified, and does not constitute an opinion of TRiND or Long & Foster Real Estate, Inc.



**CHRISTIE'S**  
INTERNATIONAL REAL ESTATE





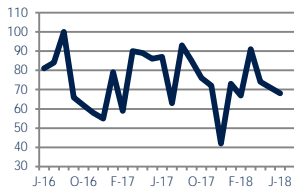
## Focus On: Merchantville and Pennsauken Housing Market

June 2018

Zip Code(s): 08110 and 08109

### New Listings

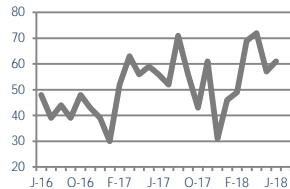
68



Down -22%  
Vs. Year Ago

### Current Contracts

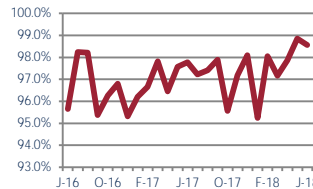
61



Up 9%  
Vs. Year Ago

### Sold Vs. List Price

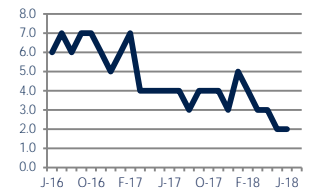
98.6%



Up 0.8%  
Vs. Year Ago

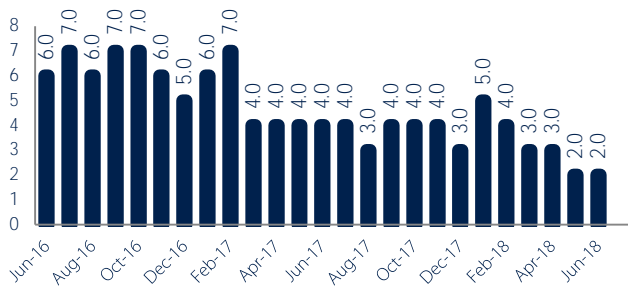
### Months of Supply

2.0



Down -50%  
Vs. Year Ago

### Months Of Supply



### Months of Supply

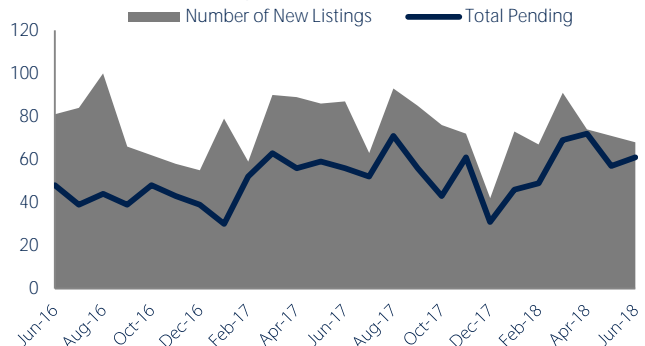
In June, there was 2.8 months of supply available in Merchantville and Pennsauken, compared to 4.3 in June 2017. That is a decrease of 35% versus a year ago.

Months of supply is calculated by dividing current inventory by current sales. It indicates how many months would be needed to sell all of the inventory available at the current rate of demand.

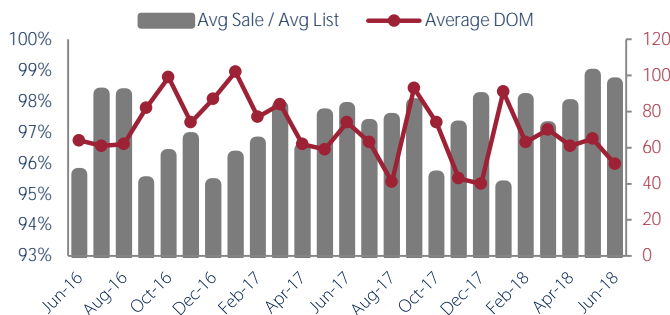
### New Listings & Current Contracts

This month there were 68 homes newly listed for sale in Merchantville and Pennsauken compared to 87 in June 2017, a decrease of 22%. There were 61 current contracts pending sale this June compared to 56 a year ago. The number of current contracts is 9% higher than last June.

### New Listings & Current Contracts



### Sale Price/ List Price & DOM



### Sale Price to List Price Ratio

In June, the average sale price in Merchantville and Pennsauken was 98.6% of the average list price, which is 0.8% higher than at this time last year.

### Days On Market

This month, the average number of days on market was 51, lower than the average last year, which was 74, a decrease of 31%.



Merchantville and Pennsauken are defined as properties listed in zip code/s 08110 and 08109.

\*Detached, Attached, and Condo varies by local area Multiple Listing Service (MLS) definition. For more information regarding your specific market, contact one of Long & Foster's knowledgeable and experienced sales associates.

Information included in this report is based on data supplied by TREND and its member Association(s) of REALTORS, who are not responsible for its accuracy. Does not reflect all activity in the marketplace. Information contained in this report is deemed reliable but not guaranteed, should be independently verified, and does not constitute an opinion of TREND or Long & Foster Real Estate, Inc.

