



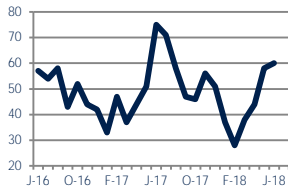
# The Long & Foster Market Minute™

## Focus On: Hamilton Square-Mercerville Housing Market

June 2018

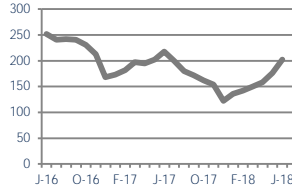
Zip Code(s): 08690 and 08619

**Units Sold**  
60



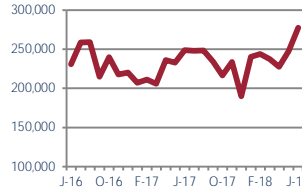
Down -20%  
Vs. Year Ago

**Active Inventory**  
202



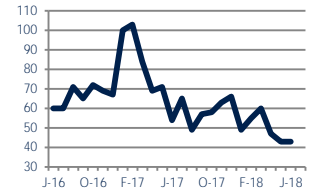
Down -7%  
Vs. Year Ago

**Median Sale Price**  
\$277,500



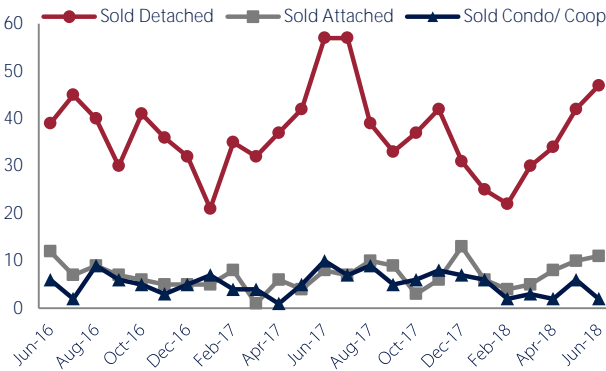
Up 11%  
Vs. Year Ago

**Days On Market**  
43



Down -20%  
Vs. Year Ago

### Units Sold\*



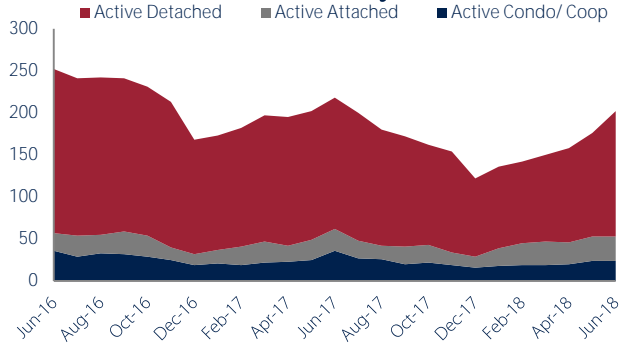
### Units Sold

There was an increase in total units sold in June, with 60 sold this month in Hamilton Square-Mercerville versus 58 last month, an increase of 3%. This month's total units sold was lower than at this time last year, a decrease of 20% versus June 2017.

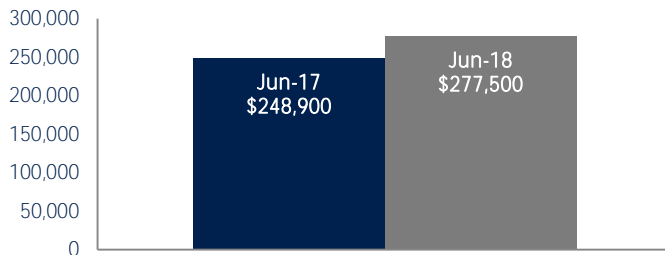
### Active Inventory

Versus last year, the total number of homes available this month is lower by 16 units or 7%. The total number of active inventory this June was 202 compared to 218 in June 2017. This month's total of 202 is higher than the previous month's total supply of available inventory of 176, an increase of 15%.

### Active Inventory\*



### Median Sale Price



### Median Sale Price

Last June, the median sale price for Hamilton Square-Mercerville Homes was \$248,900. This June, the median sale price was \$277,500, an increase of 11% or \$28,600 compared to last year. The current median sold price is 12% higher than in May.

Median sale price is the middle sale price in a given month. The same number of properties are above & below the median.

Hamilton Square-Mercerville are defined as properties listed in zip code/s 08690 and 08619.

\*Detached, Attached, and Condo varies by local area Multiple Listing Service (MLS) definition. For more information regarding your specific market, contact one of Long & Foster's knowledgeable and experienced sales associates.

Information included in this report is based on data supplied by TReND and its member Association(s) of REALTORS, who are not responsible for its accuracy. Does not reflect all activity in the marketplace. Information contained in this report is deemed reliable but not guaranteed, should be independently verified, and does not constitute an opinion of TReND or Long & Foster Real Estate, Inc.



CHRISTIE'S  
INTERNATIONAL REAL ESTATE





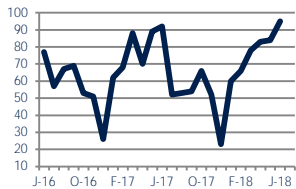
## Focus On: Hamilton Square-Mercerville Housing Market

June 2018

Zip Code(s): 08690 and 08619

### New Listings

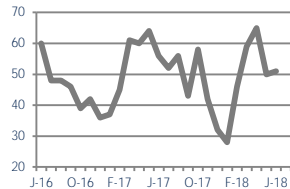
95



Up 3%  
Vs. Year Ago

### Current Contracts

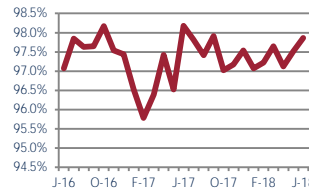
51



Down -9%  
Vs. Year Ago

### Sold Vs. List Price

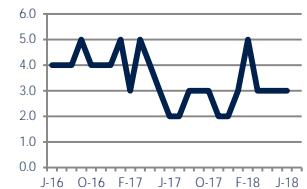
97.9%



No Change  
Vs. Year Ago

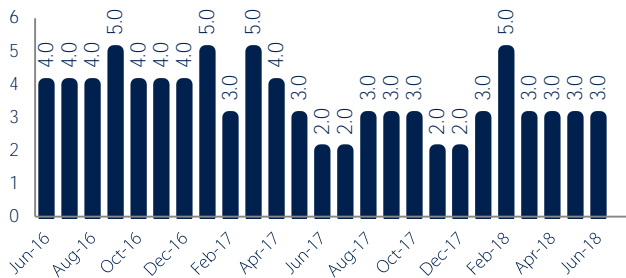
### Months of Supply

3.0



Up 50%  
Vs. Year Ago

### Months Of Supply



### Months of Supply

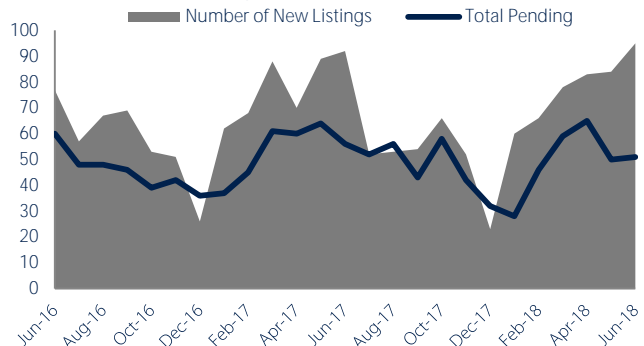
In June, there was 3.4 months of supply available in Hamilton Square-Mercerville, compared to 2.9 in June 2017. That is an increase of 16% versus a year ago.

Months of supply is calculated by dividing current inventory by current sales. It indicates how many months would be needed to sell all of the inventory available at the current rate of demand.

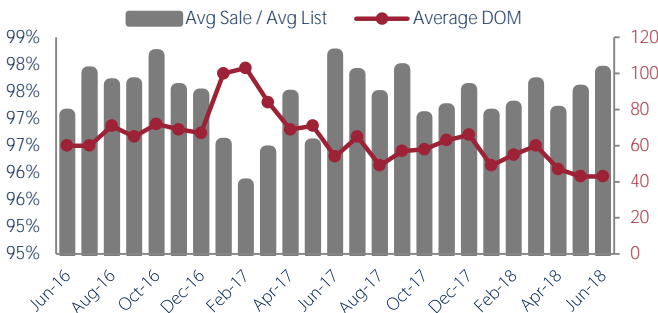
### New Listings & Current Contracts

This month there were 95 homes newly listed for sale in Hamilton Square-Mercerville compared to 92 in June 2017, an increase of 3%. There were 51 current contracts pending sale this June compared to 56 a year ago. The number of current contracts is 9% lower than last June.

### New Listings & Current Contracts



### Sale Price/ List Price & DOM



### Sale Price to List Price Ratio

In June, the average sale price in Hamilton Square-Mercerville was 97.9% of the average list price, which is similar compared to a year ago.

### Days On Market

This month, the average number of days on market was 43, lower than the average last year, which was 54, a decrease of 20%.



Hamilton Square-Mercerville are defined as properties listed in zip code/s 08690 and 08619.

\*Detached, Attached, and Condo varies by local area Multiple Listing Service (MLS) definition. For more information regarding your specific market, contact one of Long & Foster's knowledgeable and experienced sales associates.

Information included in this report is based on data supplied by TRiND and its member Association(s) of REALTORS, who are not responsible for its accuracy. Does not reflect all activity in the marketplace. Information contained in this report is deemed reliable but not guaranteed, should be independently verified, and does not constitute an opinion of TRiND or Long & Foster Real Estate, Inc.

