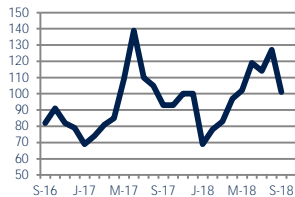


Zip Code(s): 08619, 08610, 08690 and 08620

Units Sold

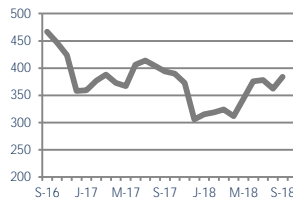
101



Up 9%
Vs. Year Ago

Active Inventory

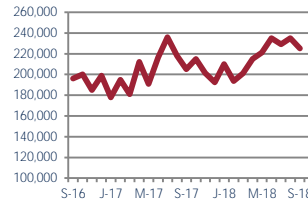
384



Down -3%
Vs. Year Ago

Median Sale Price

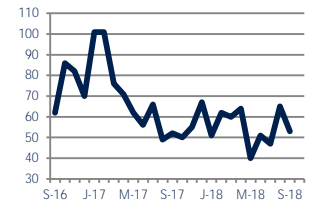
\$225,000



Up 10%
Vs. Year Ago

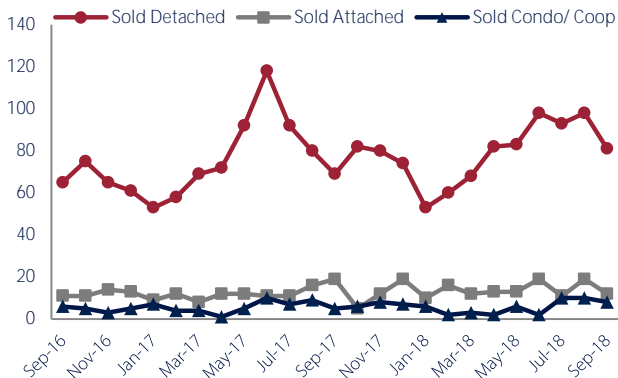
Days On Market

53



Up 2%
Vs. Year Ago

Units Sold*



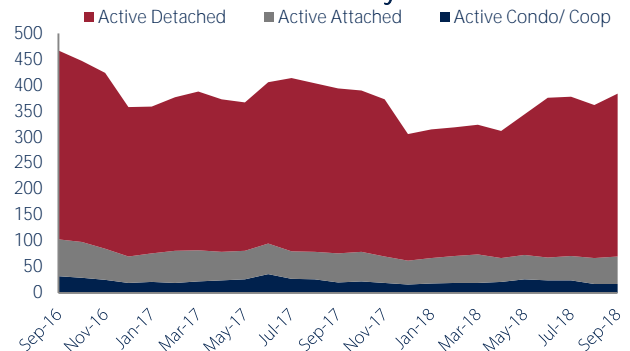
Units Sold

There was a decrease in total units sold in September, with 101 sold this month in Hamilton, Mercerville, and Yardville versus 127 last month, a decrease of 20%. This month's total units sold was higher than at this time last year, an increase of 9% versus September 2017.

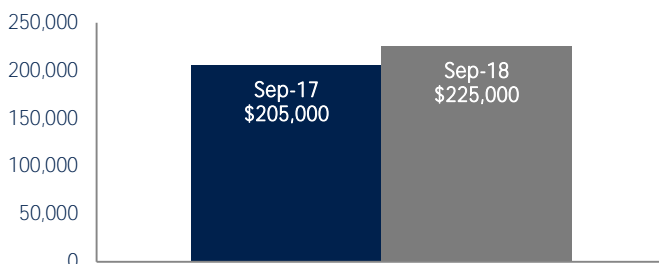
Active Inventory

Versus last year, the total number of homes available this month is lower by 10 units or 3%. The total number of active inventory this September was 384 compared to 394 in September 2017. This month's total of 384 is higher than the previous month's total supply of available inventory of 362, an increase of 6%.

Active Inventory*



Median Sale Price



Median Sale Price

Last September, the median sale price for Hamilton, Mercerville, and Yardville Homes was \$205,000. This September, the median sale price was \$225,000, an increase of 10% or \$20,000 compared to last year. The current median sold price is 4% lower than in August.

Median sale price is the middle sale price in a given month. The same number of properties are above & below the median.

Hamilton, Mercerville, and Yardville are defined as properties listed in zip code/s 08619, 08610, 08690 and 08620.

*Detached, Attached, and Condo varies by local area Multiple Listing Service (MLS) definition. For more information regarding your specific market, contact one of Long & Foster's knowledgeable and experienced sales associates.

Information included in this report is based on data supplied by TREND and its member Association(s) of REALTORS, who are not responsible for its accuracy. Does not reflect all activity in the marketplace. Information contained in this report is deemed reliable but not guaranteed, should be independently verified, and does not constitute an opinion of TREND or Long & Foster Real Estate, Inc.



CHRISTIE'S
INTERNATIONAL REAL ESTATE



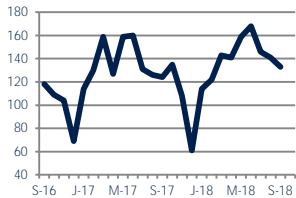
Focus On: Hamilton, Mercerville, and Yardville Housing Market

September 2018

Zip Code(s): 08619, 08610, 08690 and 08620

New Listings

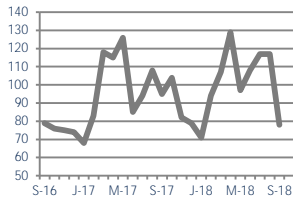
133



Up 7%
Vs. Year Ago

Current Contracts

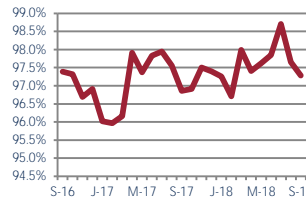
78



Down -18%
Vs. Year Ago

Sold Vs. List Price

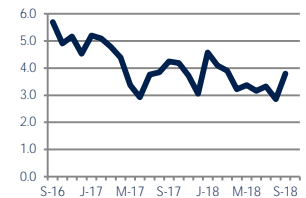
97.3%



No Change
Vs. Year Ago

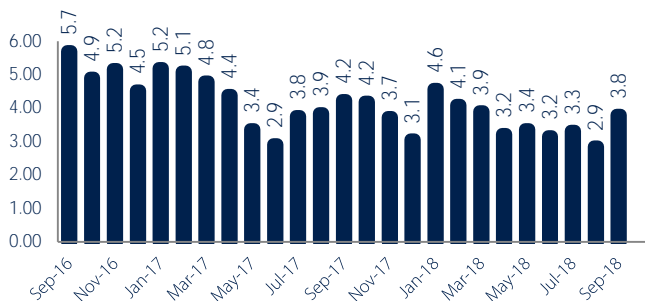
Months of Supply

3.8



Down -10%
Vs. Year Ago

Months Of Supply



Months of Supply

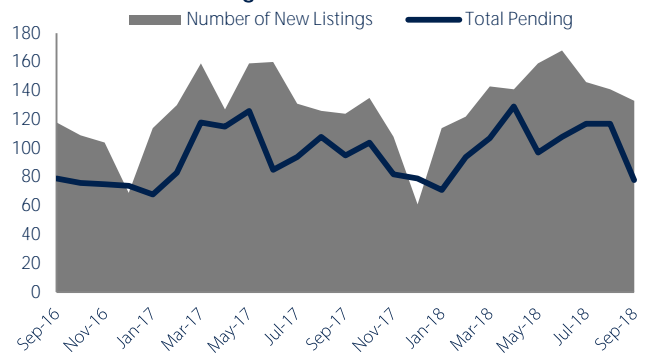
In September, there was 3.8 months of supply available in Hamilton, Mercerville, and Yardville, compared to 4.2 in September 2017. That is a decrease of 10% versus a year ago.

Months of supply is calculated by dividing current inventory by current sales. It indicates how many months would be needed to sell all of the inventory available at the current rate of demand.

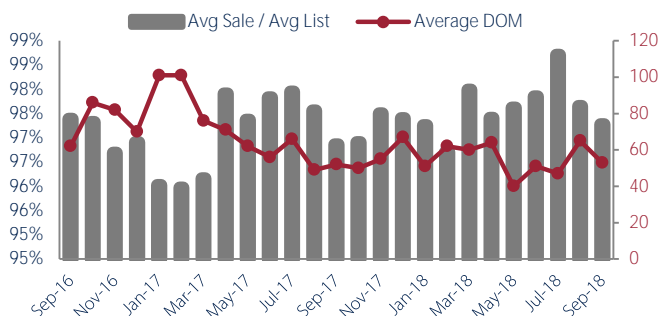
New Listings & Current Contracts

This month there were 133 homes newly listed for sale in Hamilton, Mercerville, and Yardville compared to 124 in September 2017, an increase of 7%. There were 78 current contracts pending sale this September compared to 95 a year ago. The number of current contracts is 18% lower than last September.

New Listings & Current Contracts



Sale Price/ List Price & DOM



Sale Price to List Price Ratio

In September, the average sale price in Hamilton, Mercerville, and Yardville was 97.3% of the average list price, which is similar compared to a year ago.

Days On Market

This month, the average number of days on market was 53, higher than the average last year, which was 52, an increase of 2%.



Hamilton, Mercerville, and Yardville are defined as properties listed in zip code/s 08619, 08610, 08690 and 08620.

*Detached, Attached, and Condo varies by local area Multiple Listing Service (MLS) definition. For more information regarding your specific market, contact one of Long & Foster's knowledgeable and experienced sales associates.

Information included in this report is based on data supplied by TREND and its member Association(s) of REALTORS, who are not responsible for its accuracy. Does not reflect all activity in the marketplace. Information contained in this report is deemed reliable but not guaranteed, should be independently verified, and does not constitute an opinion of TREND or Long & Foster Real Estate, Inc.

