



The Long & Foster Market Minute™

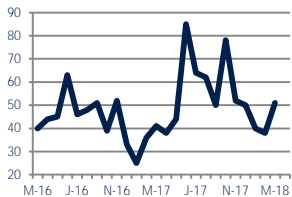
Focus On: Delran, Riverside, and Beverly Housing Market

March 2018

Zip Code(s): 08075 and 08010

Units Sold

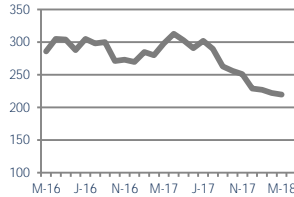
51



Up 24%
Vs. Year Ago

Active Inventory

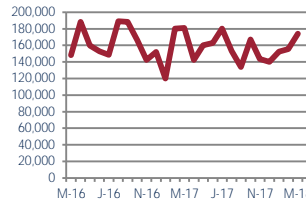
220



Down -26%
Vs. Year Ago

Median Sale Price

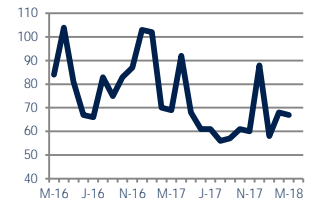
\$174,000



Down -4%
Vs. Year Ago

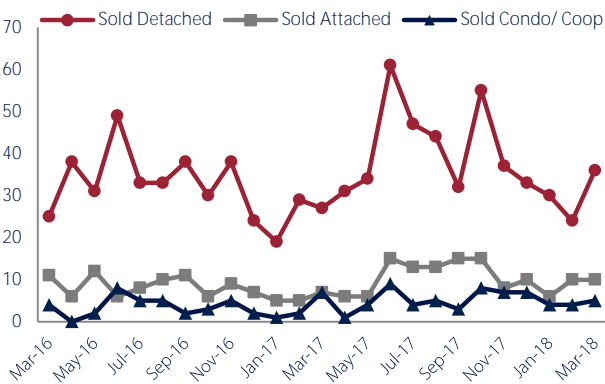
Days On Market

67



Down -3%
Vs. Year Ago

Units Sold*



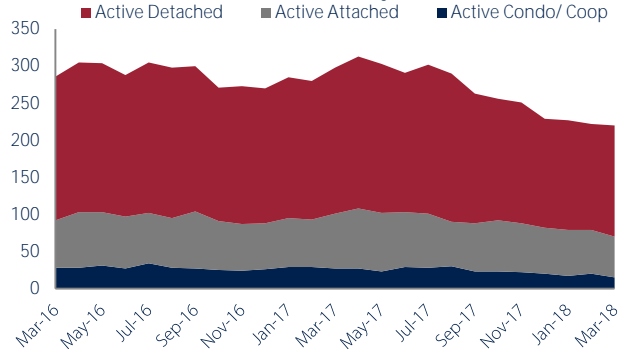
Units Sold

There was an increase in total units sold in March, with 51 sold this month in Delran, Riverside, and Beverly versus 38 last month, an increase of 34%. This month's total units sold was higher than at this time last year, an increase of 24% versus March 2017.

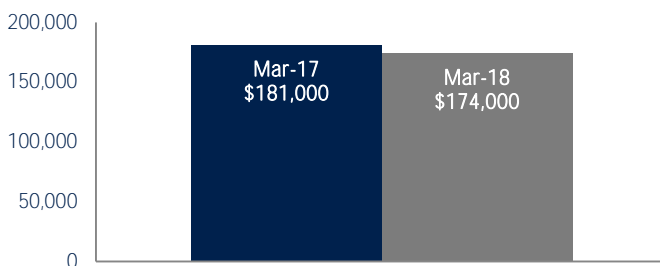
Active Inventory

Versus last year, the total number of homes available this month is lower by 78 units or 26%. The total number of active inventory this March was 220 compared to 298 in March 2017. This month's total of 220 is lower than the previous month's total supply of available inventory of 222, a decrease of 1%.

Active Inventory*



Median Sale Price



Median Sale Price

Last March, the median sale price for Delran, Riverside, and Beverly Homes was \$181,000. This March, the median sale price was \$174,000, a decrease of 4% or \$7,000 compared to last year. The current median sold price is 12% higher than in February.

Median sale price is the middle sale price in a given month. The same number of properties are above & below the median.

Delran, Riverside, and Beverly are defined as properties listed in zip code/s 08075 and 08010.

*Detached, Attached, and Condo varies by local area Multiple Listing Service (MLS) definition. For more information regarding your specific market, contact one of Long & Foster's knowledgeable and experienced sales associates.

Information included in this report is based on data supplied by TREND and its member Association(s) of REALTORS, who are not responsible for its accuracy. Does not reflect all activity in the marketplace. Information contained in this report is deemed reliable but not guaranteed, should be independently verified, and does not constitute an opinion of TREND or Long & Foster Real Estate, Inc.



CHRISTIE'S
INTERNATIONAL REAL ESTATE



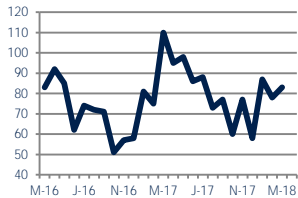
Focus On: Delran, Riverside, and Beverly Housing Market

March 2018

Zip Code(s): 08075 and 08010

New Listings

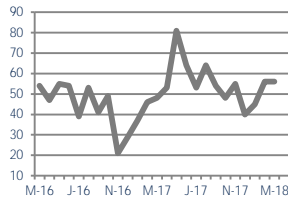
83



Down -25%
Vs. Year Ago

Current Contracts

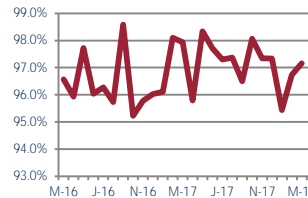
56



Up 17%
Vs. Year Ago

Sold Vs. List Price

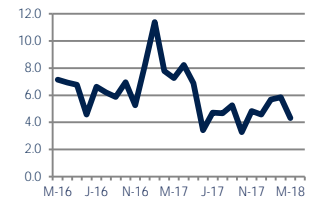
97.2%



Down -0.8%
Vs. Year Ago

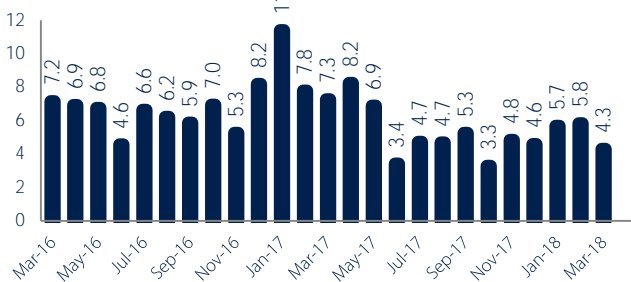
Months of Supply

4.3



Down -41%
Vs. Year Ago

Months Of Supply



Months of Supply

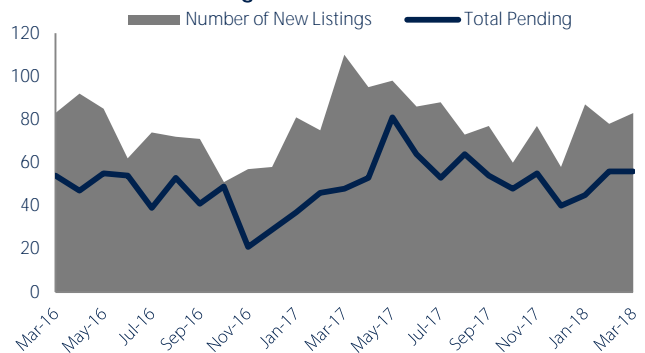
In March, there was 4.3 months of supply available in Delran, Riverside, and Beverly, compared to 7.3 in March 2017. That is a decrease of 41% versus a year ago.

Months of supply is calculated by dividing current inventory by current sales. It indicates how many months would be needed to sell all of the inventory available at the current rate of demand.

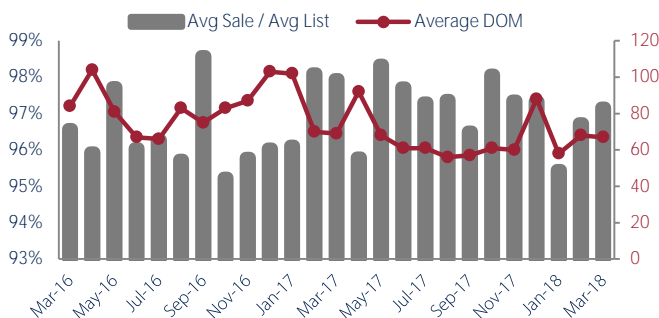
New Listings & Current Contracts

This month there were 83 homes newly listed for sale in Delran, Riverside, and Beverly compared to 110 in March 2017, a decrease of 25%. There were 56 current contracts pending sale this March compared to 48 a year ago. The number of current contracts remained stable as compared to last March.

New Listings & Current Contracts



Sale Price/ List Price & DOM



Sale Price to List Price Ratio

In March, the average sale price in Delran, Riverside, and Beverly was 97.2% of the average list price, which is 0.8% lower than at this time last year.

Days On Market

This month, the average number of days on market was 67, lower than the average last year, which was 69, a decrease of 3%.



Delran, Riverside, and Beverly are defined as properties listed in zip code/s 08075 and 08010.

*Detached, Attached, and Condo varies by local area Multiple Listing Service (MLS) definition. For more information regarding your specific market, contact one of Long & Foster's knowledgeable and experienced sales associates.

Information included in this report is based on data supplied by TREND and its member Association(s) of REALTORS, who are not responsible for its accuracy. Does not reflect all activity in the marketplace. Information contained in this report is deemed reliable but not guaranteed, should be independently verified, and does not constitute an opinion of TREND or Long & Foster Real Estate, Inc.

