

Zip Code(s): 08021, 08012, 08083 and 08084

### Units Sold

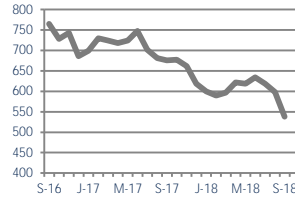
119



**Down**  
Vs. Year Ago

### Active Inventory

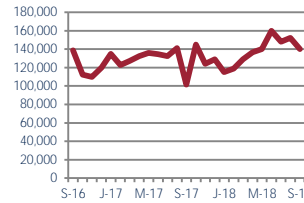
538



**Down -20%**  
Vs. Year Ago

### Median Sale Price

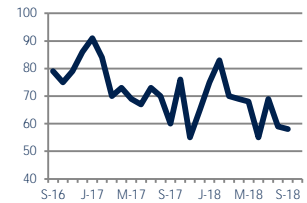
\$140,000



**Up**  
Vs. Year Ago

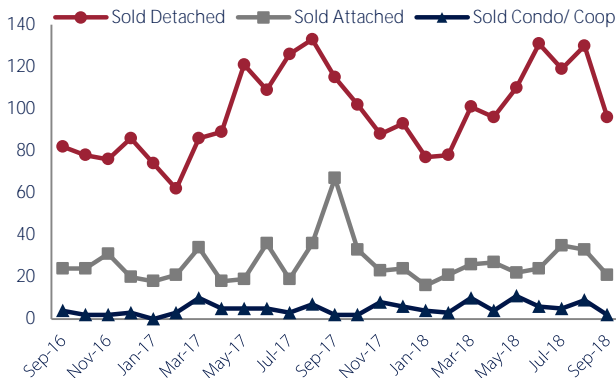
### Days On Market

58



**Down -3%**  
Vs. Year Ago

### Units Sold\*



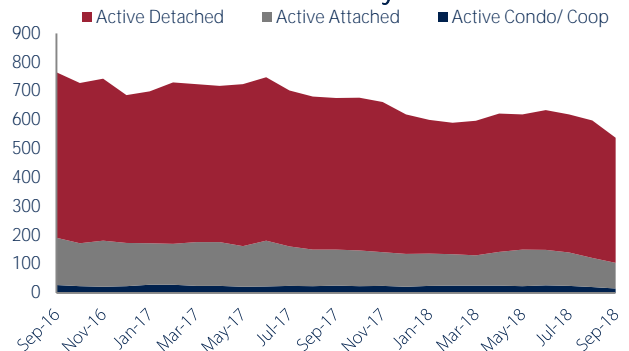
### Units Sold

There was a decrease in total units sold in September, with 119 sold this month in Clementon, Blackwood, and Somerdale. This month's total units sold was lower than at this time last year.

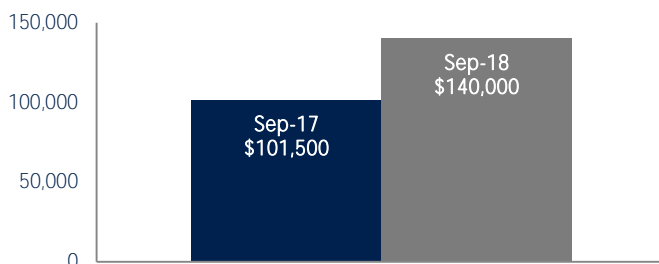
### Active Inventory

Versus last year, the total number of homes available this month is lower by 138 units or 20%. The total number of active inventory this September was 538 compared to 676 in September 2017. This month's total of 538 is lower than the previous month's total supply of available inventory of 598, a decrease of 10%.

### Active Inventory\*



### Median Sale Price



### Median Sale Price

Last September, the median sale price for Clementon, Blackwood, and Somerdale Homes was \$101,500. This September, the median sale price was \$140,000, an increase of \$38,500 compared to last year. The current median sold price is lower than in August.

Median sale price is the middle sale price in a given month. The same number of properties are above & below the median.

Clementon, Blackwood, and Somerdale are defined as properties listed in zip code/s 08021, 08012, 08083 and 08084.

\*Detached, Attached, and Condo varies by local area Multiple Listing Service (MLS) definition. For more information regarding your specific market, contact one of Long & Foster's knowledgeable and experienced sales associates.

Information included in this report is based on data supplied by TRiND and its member Association(s) of REALTORS, who are not responsible for its accuracy. Does not reflect all activity in the marketplace. Information contained in this report is deemed reliable but not guaranteed, should be independently verified, and does not constitute an opinion of TRiND or Long & Foster Real Estate, Inc.



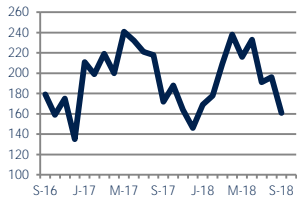
**CHRISTIE'S**  
INTERNATIONAL REAL ESTATE



Zip Code(s): 08021, 08012, 08083 and 08084

### New Listings

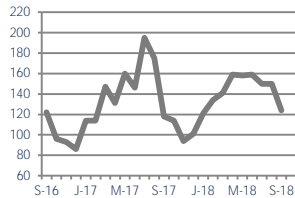
161



Down -6%  
Vs. Year Ago

### Current Contracts

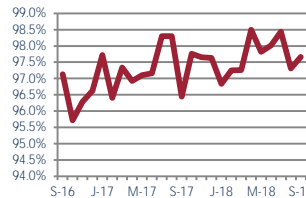
124



Up 5%  
Vs. Year Ago

### Sold Vs. List Price

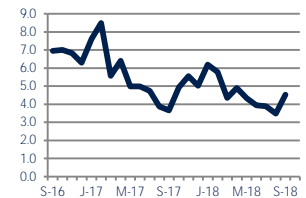
97.7%



Up 1.3%  
Vs. Year Ago

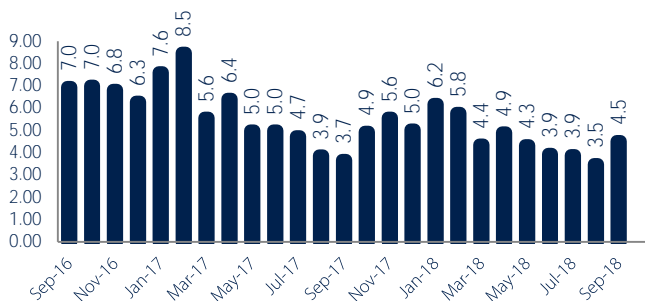
### Months of Supply

4.5



Up 23%  
Vs. Year Ago

### Months Of Supply



### Months of Supply

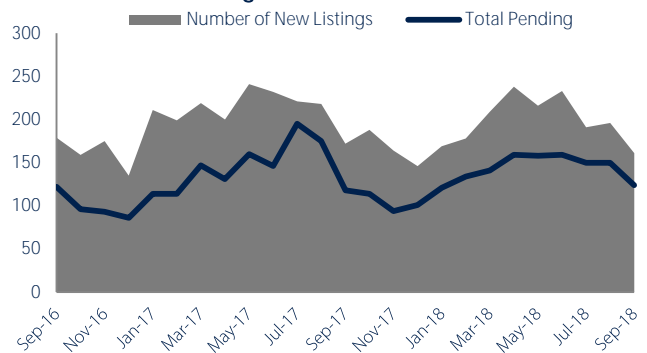
In September, there was 4.5 months of supply available in Clementon, Blackwood, and Somerdale, compared to 3.7 in September 2017. That is an increase of 23% versus a year ago.

Months of supply is calculated by dividing current inventory by current sales. It indicates how many months would be needed to sell all of the inventory available at the current rate of demand.

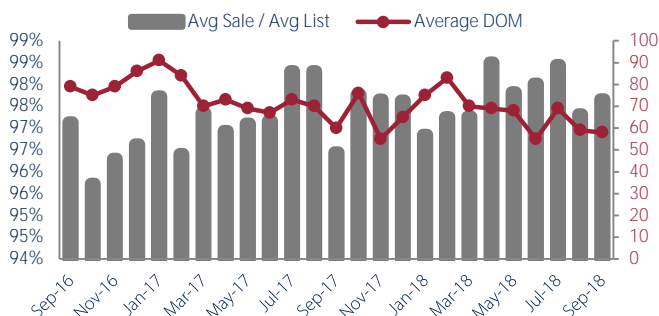
### New Listings & Current Contracts

This month there were 161 homes newly listed for sale in Clementon, Blackwood, and Somerdale compared to 172 in September 2017, a decrease of 6%. There were 124 current contracts pending sale this September compared to 118 a year ago. The number of current contracts is 5% higher than last September.

### New Listings & Current Contracts



### Sale Price/ List Price & DOM



### Sale Price to List Price Ratio

In September, the average sale price in Clementon, Blackwood, and Somerdale was 97.7% of the average list price, which is 1.2% higher than at this time last year.

### Days On Market

This month, the average number of days on market was 58, lower than the average last year, which was 60, a decrease of 3%.



Clementon, Blackwood, and Somerdale are defined as properties listed in zip code/s 08021, 08012, 08083 and 08084.

\*Detached, Attached, and Condo varies by local area Multiple Listing Service (MLS) definition. For more information regarding your specific market, contact one of Long & Foster's knowledgeable and experienced sales associates.

Information included in this report is based on data supplied by TReND and its member Association(s) of REALTORS, who are not responsible for its accuracy. Does not reflect all activity in the marketplace. Information contained in this report is deemed reliable but not guaranteed, should be independently verified, and does not constitute an opinion of TReND or Long & Foster Real Estate, Inc.

