

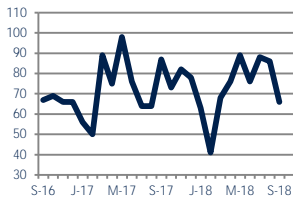
## Focus On: Brigantine and Atlantic City Housing Market

September 2018

Zip Code(s): 08203 and 08401

### Units Sold

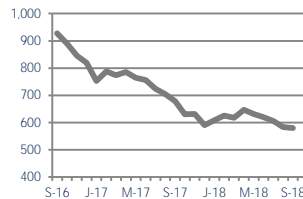
66



Down -24%  
Vs. Year Ago

### Active Inventory

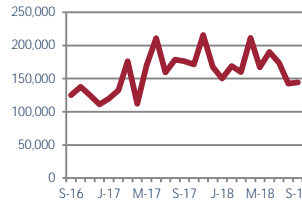
580



Down -15%  
Vs. Year Ago

### Median Sale Price

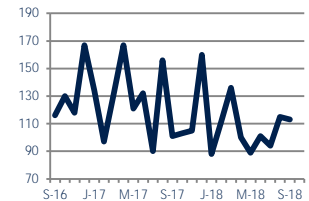
\$144,500



Down -18%  
Vs. Year Ago

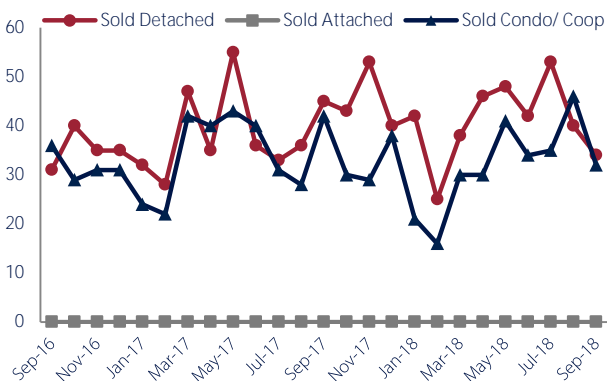
### Days On Market

113



Up 12%  
Vs. Year Ago

### Units Sold\*



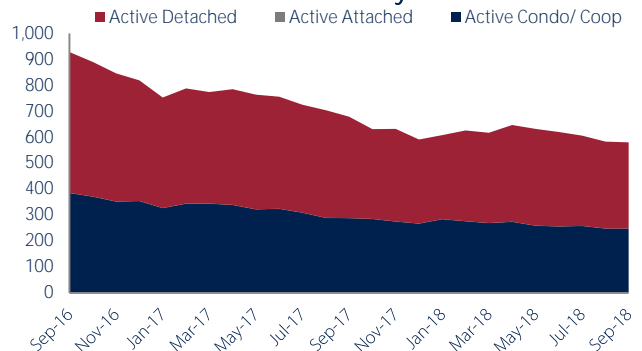
### Units Sold

There was a decrease in total units sold in September, with 66 sold this month in Brigantine and Atlantic City versus 86 last month, a decrease of 23%. This month's total units sold was lower than at this time last year, a decrease of 24% versus September 2017.

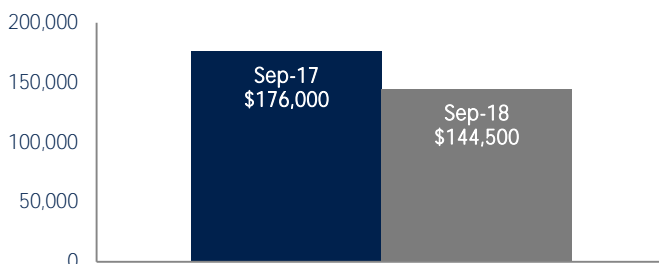
### Active Inventory

Versus last year, the total number of homes available this month is lower by 99 units or 15%. The total number of active inventory this September was 580 compared to 679 in September 2017. This month's total of 580 is lower than the previous month's total supply of available inventory of 583, a decrease of 1%.

### Active Inventory\*



### Median Sale Price



### Median Sale Price

Last September, the median sale price for Brigantine and Atlantic City Homes was \$176,000. This September, the median sale price was \$144,500, a decrease of 18% or \$31,500 compared to last year. The current median sold price is 1% higher than in August.

Median sale price is the middle sale price in a given month. The same number of properties are above & below the median.

Brigantine and Atlantic City are defined as properties listed in zip code/s 08203 and 08401.

\*Detached, Attached, and Condo varies by local area Multiple Listing Service (MLS) definition. For more information regarding your specific market, contact one of Long & Foster's knowledgeable and experienced sales associates.

Information included in this report is based on data supplied by SJSMLS and its member Association(s) of REALTORS, who are not responsible for its accuracy. Does not reflect all activity in the marketplace. Information contained in this report is deemed reliable but not guaranteed, should be independently verified, and does not constitute an opinion of SJSMLS or Long & Foster Real Estate, Inc.



CHRISTIE'S  
INTERNATIONAL REAL ESTATE



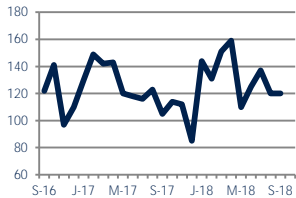
## Focus On: Brigantine and Atlantic City Housing Market

September 2018

Zip Code(s): 08203 and 08401

### New Listings

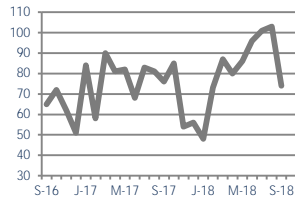
120



Up 14%  
Vs. Year Ago

### Current Contracts

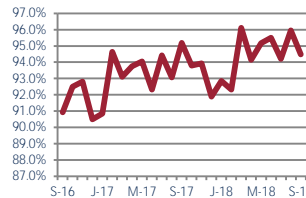
74



Down -3%  
Vs. Year Ago

### Sold Vs. List Price

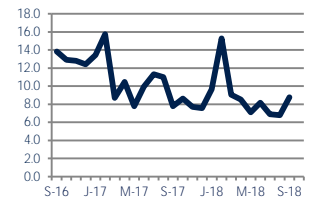
94.5%



Down -0.7%  
Vs. Year Ago

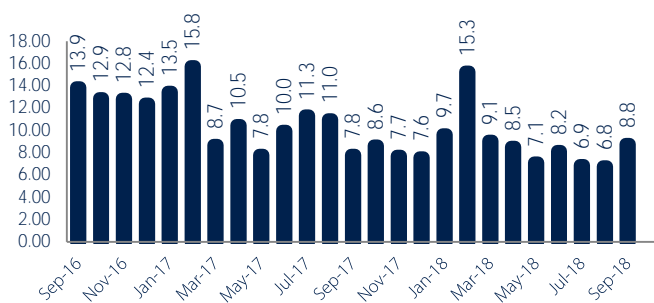
### Months of Supply

8.8



Up 13%  
Vs. Year Ago

### Months Of Supply



### Months of Supply

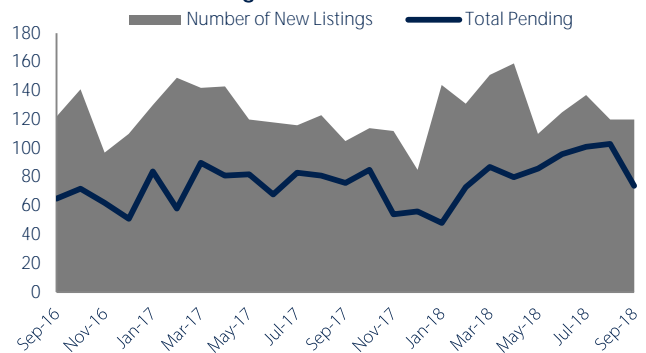
In September, there was 8.8 months of supply available in Brigantine and Atlantic City, compared to 7.8 in September 2017. That is an increase of 13% versus a year ago.

Months of supply is calculated by dividing current inventory by current sales. It indicates how many months would be needed to sell all of the inventory available at the current rate of demand.

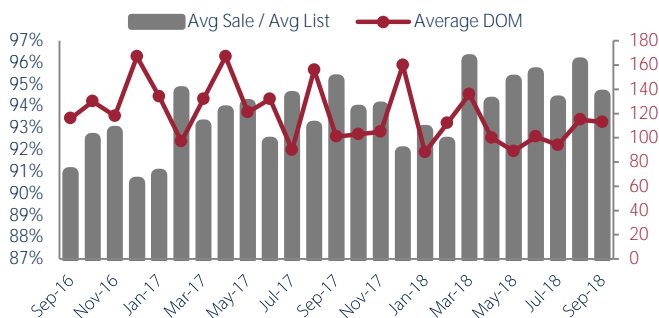
### New Listings & Current Contracts

This month there were 120 homes newly listed for sale in Brigantine and Atlantic City compared to 105 in September 2017, an increase of 14%. There were 74 current contracts pending sale this September compared to 76 a year ago. The number of current contracts is 3% lower than last September.

### New Listings & Current Contracts



### Sale Price/ List Price & DOM



### Sale Price to List Price Ratio

In September, the average sale price in Brigantine and Atlantic City was 94.5% of the average list price, which is 0.7% lower than at this time last year.

### Days On Market

This month, the average number of days on market was 113, higher than the average last year, which was 101, an increase of 12%.



Brigantine and Atlantic City are defined as properties listed in zip code/s 08203 and 08401.

\*Detached, Attached, and Condo varies by local area Multiple Listing Service (MLS) definition. For more information regarding your specific market, contact one of Long & Foster's knowledgeable and experienced sales associates.

Information included in this report is based on data supplied by SJSMLS and its member Association(s) of REALTORS, who are not responsible for its accuracy. Does not reflect all activity in the marketplace. Information contained in this report is deemed reliable but not guaranteed, should be independently verified, and does not constitute an opinion of SJSMLS or Long & Foster Real Estate, Inc.

