

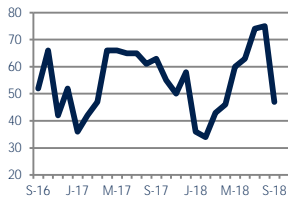
## Focus On: Bellmawr, Runnemedede, and Glendora Housing Market

September 2018

Zip Code(s): 08031, 08078, 08029, 08007, 08049 and 08045

### Units Sold

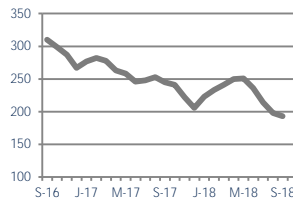
47



Down -25%  
Vs. Year Ago

### Active Inventory

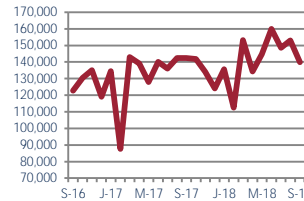
193



Down -21%  
Vs. Year Ago

### Median Sale Price

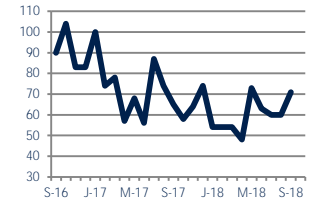
\$139,950



Down -2%  
Vs. Year Ago

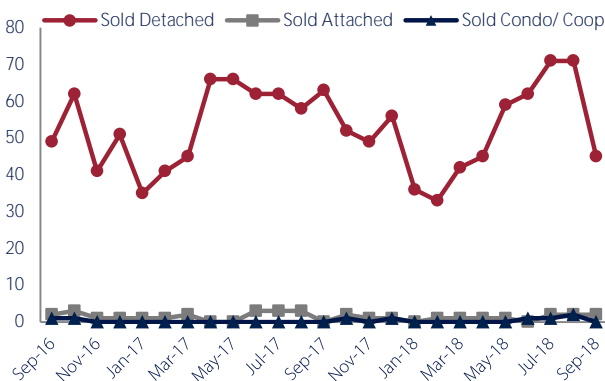
### Days On Market

71



Up 9%  
Vs. Year Ago

### Units Sold\*



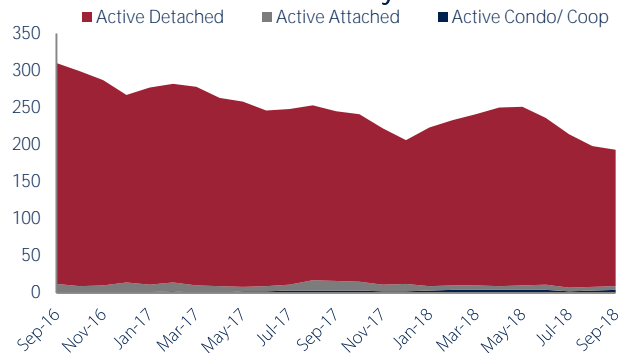
### Units Sold

There was a decrease in total units sold in September, with 47 sold this month in Bellmawr, Runnemedede, and Glendora. This month's total units sold was lower than at this time last year.

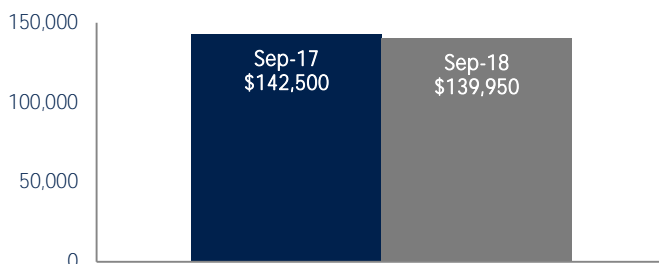
### Active Inventory

Versus last year, the total number of homes available this month is lower by 52 units or 21%. The total number of active inventory this September was 193 compared to 245 in September 2017. This month's total of 193 is lower than the previous month's total supply of available inventory of 198, a decrease of 3%.

### Active Inventory\*



### Median Sale Price



### Median Sale Price

Last September, the median sale price for Bellmawr, Runnemedede, and Glendora Homes was \$142,500. This September, the median sale price was \$139,950, a decrease of 2% or \$2,550 compared to last year. The current median sold price is 9% lower than in August.

Median sale price is the middle sale price in a given month. The same number of properties are above & below the median.

Bellmawr, Runnemedede, and Glendora are defined as properties listed in zip code/s 08031, 08078, 08029, 08007, 08049 and 08045.

\*Detached, Attached, and Condo varies by local area Multiple Listing Service (MLS) definition. For more information regarding your specific market, contact one of Long & Foster's knowledgeable and experienced sales associates.

Information included in this report is based on data supplied by TREND and its member Association(s) of REALTORS, who are not responsible for its accuracy. Does not reflect all activity in the marketplace. Information contained in this report is deemed reliable but not guaranteed, should be independently verified, and does not constitute an opinion of TREND or Long & Foster Real Estate, Inc.



CHRISTIE'S  
INTERNATIONAL REAL ESTATE





# The Long & Foster Market Minute™

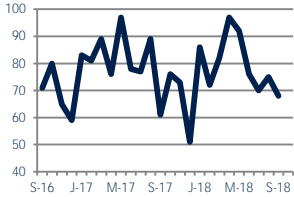
**Focus On:** Bellmawr, Runnemede, and Glendora Housing Market

September 2018

Zip Code(s): 08031, 08078, 08029, 08007, 08049 and 08045

## New Listings

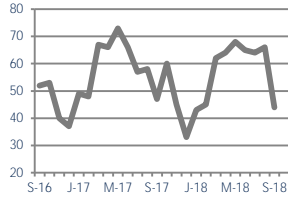
68



Up 11%  
Vs. Year Ago

## Current Contracts

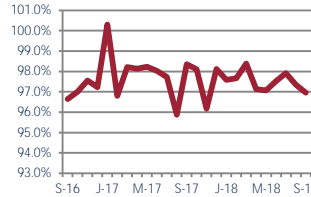
44



Down -6%  
Vs. Year Ago

## Sold Vs. List Price

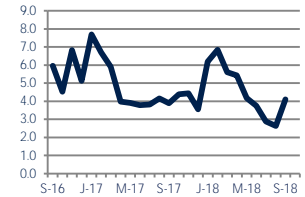
97.0%



Down -1.4%  
Vs. Year Ago

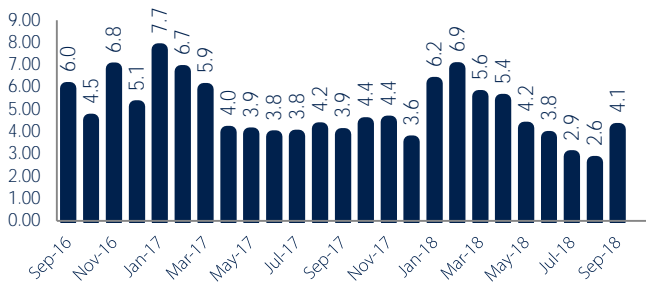
## Months of Supply

4.1



Up 6%  
Vs. Year Ago

## Months Of Supply



## Months of Supply

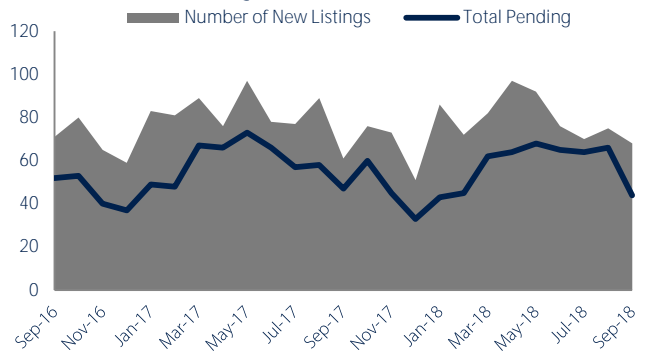
In September, there was 4.1 months of supply available in Bellmawr, Runnemede, and Glendora, compared to 3.9 in September 2017. That is an increase of 6% versus a year ago.

Months of supply is calculated by dividing current inventory by current sales. It indicates how many months would be needed to sell all of the inventory available at the current rate of demand.

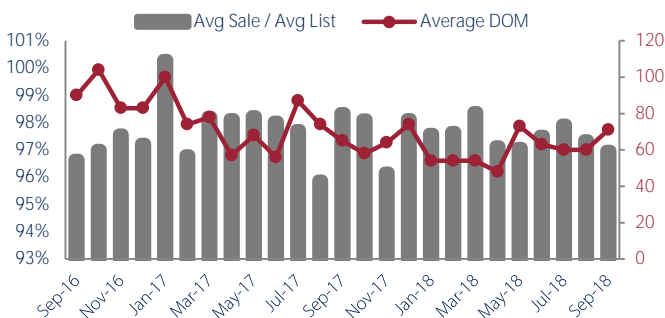
## New Listings & Current Contracts

This month there were 68 homes newly listed for sale in Bellmawr, Runnemede, and Glendora compared to 61 in September 2017, an increase of 11%. There were 44 current contracts pending sale this September compared to 47 a year ago. The number of current contracts is 6% lower than last September.

## New Listings & Current Contracts



## Sale Price/ List Price & DOM



## Sale Price to List Price Ratio

In September, the average sale price in Bellmawr, Runnemede, and Glendora was 97.0% of the average list price, which is 1.4% lower than at this time last year.

## Days On Market

This month, the average number of days on market was 71, higher than the average last year, which was 65, an increase of 9%.



Bellmawr, Runnemede, and Glendora are defined as properties listed in zip code/s 08031, 08078, 08029, 08007, 08049 and 08045.

\*Detached, Attached, and Condo varies by local area Multiple Listing Service (MLS) definition. For more information regarding your specific market, contact one of Long & Foster's knowledgeable and experienced sales associates.

Information included in this report is based on data supplied by TReND and its member Association(s) of REALTORS, who are not responsible for its accuracy. Does not reflect all activity in the marketplace. Information contained in this report is deemed reliable but not guaranteed, should be independently verified, and does not constitute an opinion of TReND or Long & Foster Real Estate, Inc.

