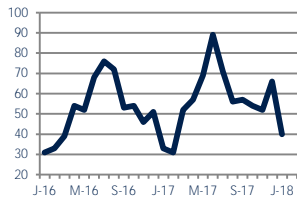


Zip Code(s): 20639, 20678, 20676, 20685 and 20615

Units Sold

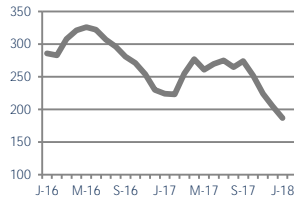
40



Up 21%
Vs. Year Ago

Active Inventory

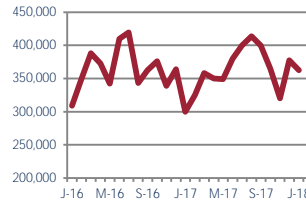
187



Down -17%
Vs. Year Ago

Median Sale Price

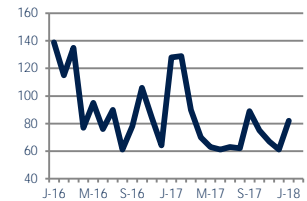
\$362,375



Up 21%
Vs. Year Ago

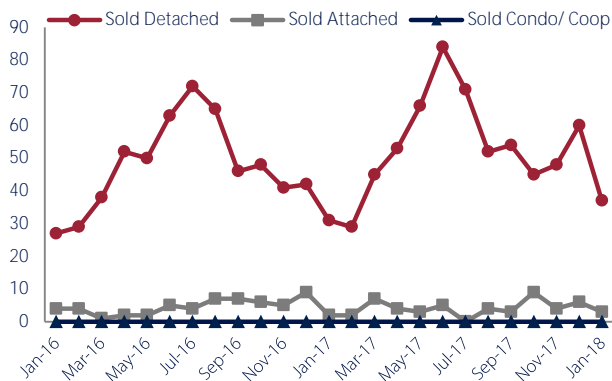
Days On Market

82



Down -36%
Vs. Year Ago

Units Sold*



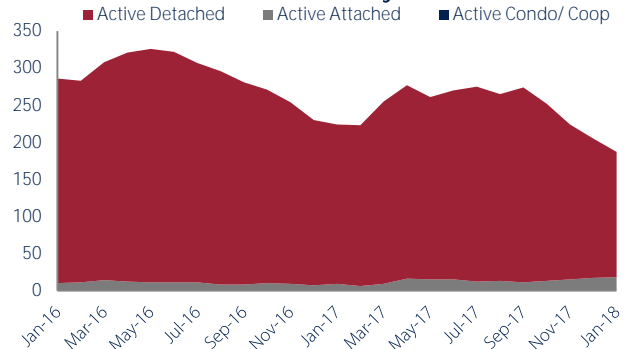
Units Sold

There was a decrease in total units sold in January, with 40 sold this month in Prince Frederick, Huntingtown, and St. Leonard. This month's total units sold was higher than at this time last year.

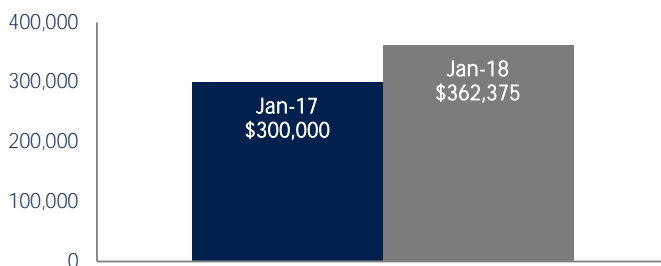
Active Inventory

Versus last year, the total number of homes available this month is lower by 37 units or 17%. The total number of active inventory this January was 187 compared to 224 in January 2017. This month's total of 187 is lower than the previous month's total supply of available inventory of 205, a decrease of 9%.

Active Inventory*



Median Sale Price



Median Sale Price

Last January, the median sale price for Prince Frederick, Huntingtown, and St. Leonard Homes was \$300,000. This January, the median sale price was \$362,375, an increase of 21% or \$62,375 compared to last year. The current median sold price is 4% lower than in December.

Median sale price is the middle sale price in a given month. The same number of properties are above & below the median.



Prince Frederick, Huntingtown, and St. Leonard are defined as properties listed in zip code/s 20639, 20678, 20676, 20685 and 20615.

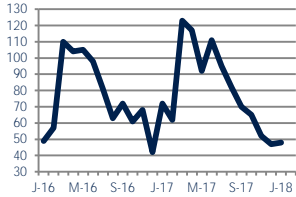
*Detached, Attached, and Condo varies by local area Multiple Listing Service (MLS) definition. For more information regarding your specific market, contact one of Long & Foster's knowledgeable and experienced sales associates.

Information included in this report is based on data supplied by MRIS and its member Association(s) of REALTORS, who are not responsible for its accuracy. Does not reflect all activity in the marketplace. Information contained in this report is deemed reliable but not guaranteed, should be independently verified, and does not constitute an opinion of MRIS or Long & Foster Real Estate, Inc.

Zip Code(s): 20639, 20678, 20676, 20685 and 20615

New Listings

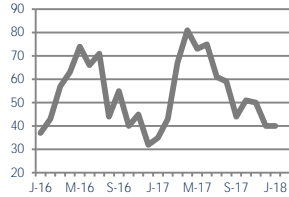
48



Down -33%
Vs. Year Ago

Current Contracts

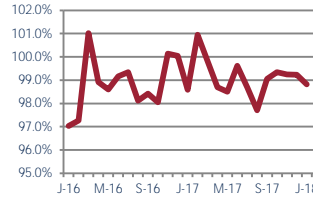
40



Up 14%
Vs. Year Ago

Sold Vs. List Price

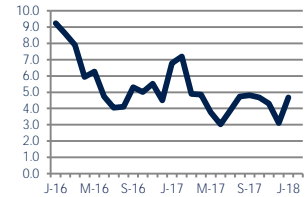
98.8%



No Change
Vs. Year Ago

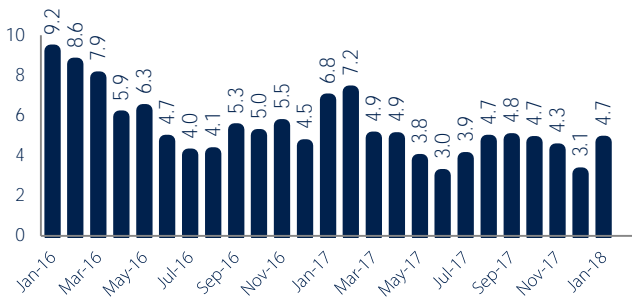
Months of Supply

4.7



Down -31%
Vs. Year Ago

Months Of Supply



Months of Supply

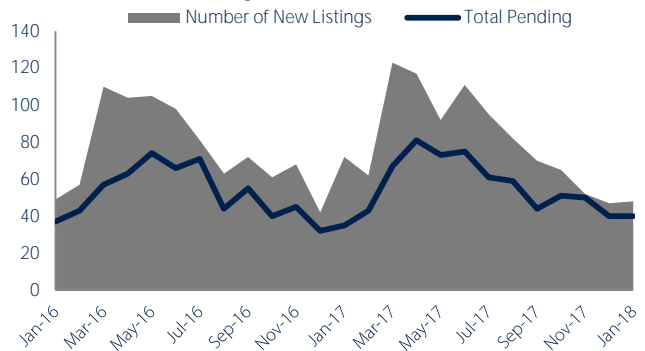
In January, there was 4.7 months of supply available in Prince Frederick, Huntingtown, and St. Leonard, compared to 6.8 in January 2017. That is a decrease of 31% versus a year ago.

Months of supply is calculated by dividing current inventory by current sales. It indicates how many months would be needed to sell all of the inventory available at the current rate of demand.

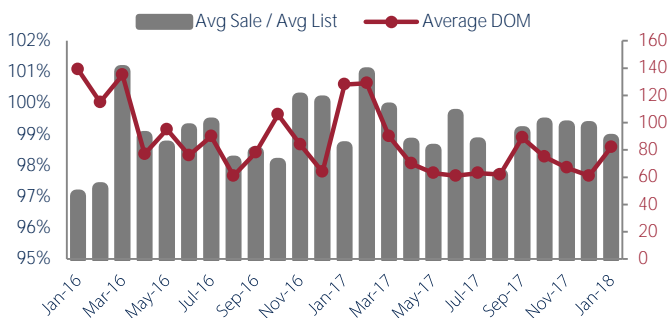
New Listings & Current Contracts

This month there were 48 homes newly listed for sale in Prince Frederick, Huntingtown, and St. Leonard compared to 72 in January 2017, a decrease of 33%. There were 40 current contracts pending sale this January compared to 35 a year ago. The number of current contracts remained stable as compared to last January.

New Listings & Current Contracts



Sale Price/ List Price & DOM



Sale Price to List Price Ratio

In January, the average sale price in Prince Frederick, Huntingtown, and St. Leonard was 98.8% of the average list price, which is similar compared to a year ago.

Days On Market

This month, the average number of days on market was 82, lower than the average last year, which was 128, a decrease of 36%.



Prince Frederick, Huntingtown, and St. Leonard are defined as properties listed in zip code/s 20639, 20678, 20676, 20685 and 20615.

*Detached, Attached, and Condo varies by local area Multiple Listing Service (MLS) definition. For more information regarding your specific market, contact one of Long & Foster's knowledgeable and experienced sales associates.

Information included in this report is based on data supplied by MRIS and its member Association(s) of REALTORS, who are not responsible for its accuracy. Does not reflect all activity in the marketplace. Information contained in this report is deemed reliable but not guaranteed, should be independently verified, and does not constitute an opinion of MRIS or Long & Foster Real Estate, Inc.

