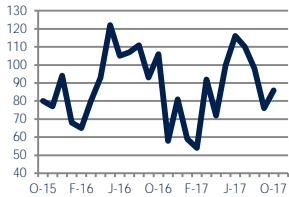


Zip Code(s): 21128, 21162, 21087, 21082, 21013, 21057, 21156, 21051 and 21236

**Units Sold**

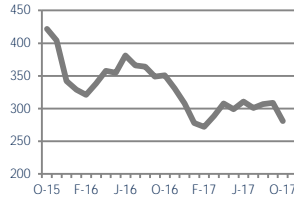
86



Down -19%  
Vs. Year Ago

**Active Inventory**

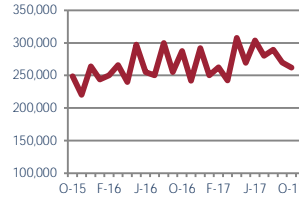
281



Down -20%  
Vs. Year Ago

**Median Sale Price**

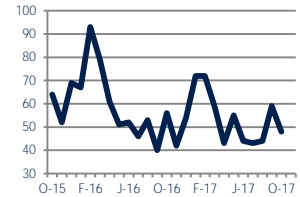
\$262,000



Down -9%  
Vs. Year Ago

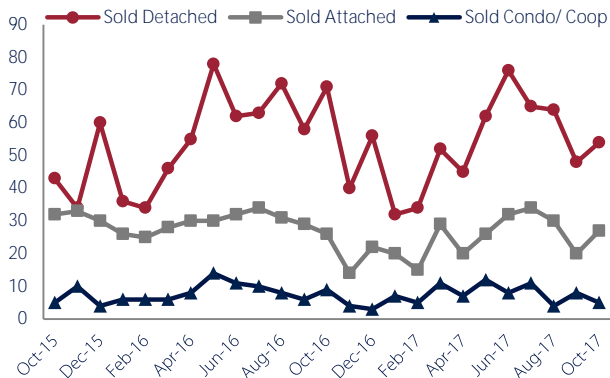
**Days On Market**

48



Down -14%  
Vs. Year Ago

**Units Sold\***



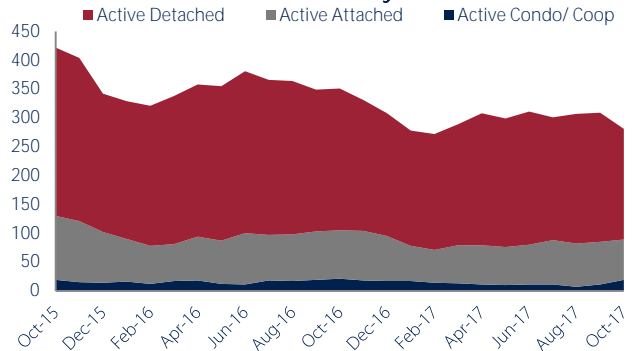
**Units Sold**

There was an increase in total units sold in October, with 86 sold this month in Perry Hall, Nottingham, and Northeastern Baltimore County versus 76 last month, an increase of 13%. This month's total units sold was lower than at this time last year, a decrease of 19% versus October 2016.

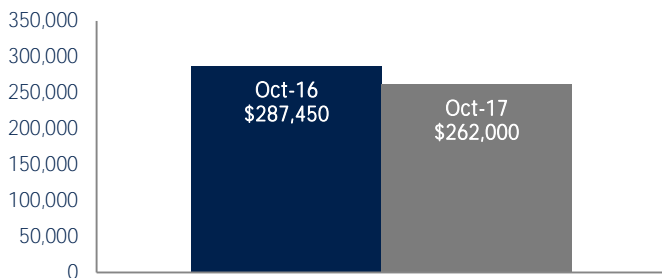
**Active Inventory**

Versus last year, the total number of homes available this month is lower by 70 units or 20%. The total number of active inventory this October was 281 compared to 351 in October 2016. This month's total of 281 is lower than the previous month's total supply of available inventory of 309, a decrease of 9%.

**Active Inventory\***



**Median Sale Price**



**Median Sale Price**

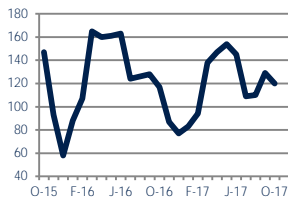
Last October, the median sale price for Perry Hall, Nottingham, and Northeastern Baltimore County Homes was \$287,450. This October, the median sale price was \$262,000, a decrease of 9% or \$25,450 compared to last year. The current median sold price is 3% lower than in September.

Median sale price is the middle sale price in a given month. The same number of properties are above & below the median.

Zip Code(s): 21128, 21162, 21087, 21082, 21013, 21057, 21156, 21051 and 21236

**New Listings**

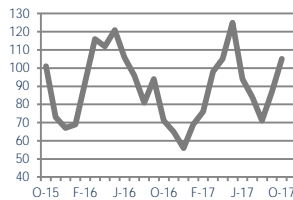
120



**Up 3%**  
Vs. Year Ago

**Current Contracts**

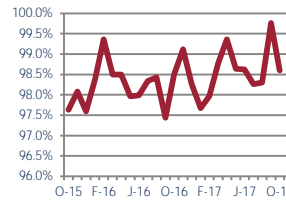
105



**Up 48%**  
Vs. Year Ago

**Sold Vs. List Price**

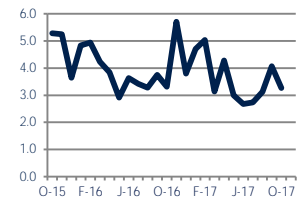
98.6%



**No Change**  
Vs. Year Ago

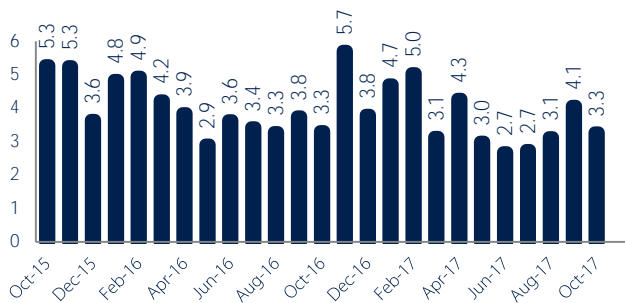
**Months of Supply**

3.3



**No Change**  
Vs. Year Ago

**Months Of Supply**



**Months of Supply**

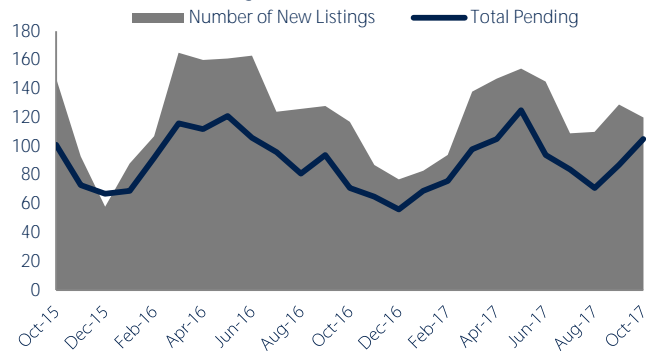
In October, there was 3.3 months of supply available in Perry Hall, Nottingham, and Northeastern Baltimore County. The amount of supply is similar compared to a year ago.

Months of supply is calculated by dividing current inventory by current sales. It indicates how many months would be needed to sell all of the inventory available at the current rate of demand.

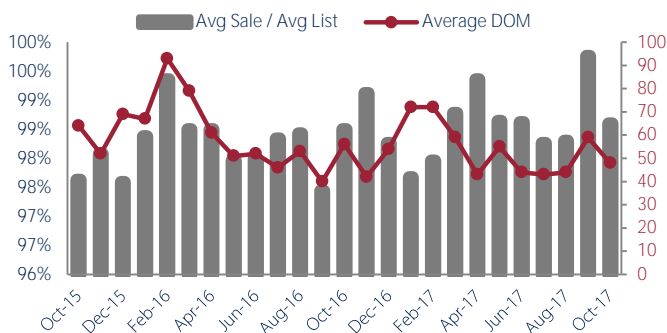
**New Listings & Current Contracts**

This month there were 120 homes newly listed for sale in Perry Hall, Nottingham, and Northeastern Baltimore County compared to 117 in October 2016, an increase of 3%. There were 105 current contracts pending sale this October compared to 71 a year ago. The number of current contracts is 48% higher than last October.

**New Listings & Current Contracts**



**Sale Price/ List Price & DOM**



**Sale Price to List Price Ratio**

In October, the average sale price in Perry Hall, Nottingham, and Northeastern Baltimore County was 98.6% of the average list price, which is similar compared to a year ago.

**Days On Market**

This month, the average number of days on market was 48, lower than the average last year, which was 56, a decrease of 14%.