



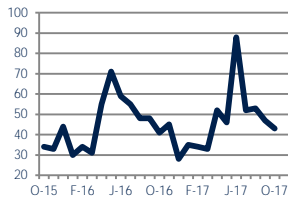
Focus On: North Rockville Housing Market

October 2017

Zip Code(s): 20850

Units Sold

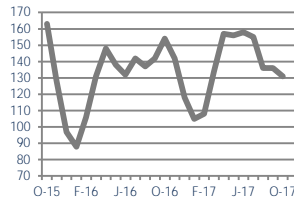
43



Up 5%
Vs. Year Ago

Active Inventory

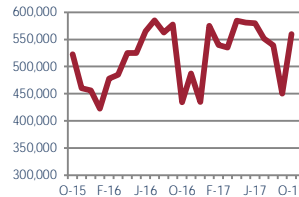
131



Down -15%
Vs. Year Ago

Median Sale Price

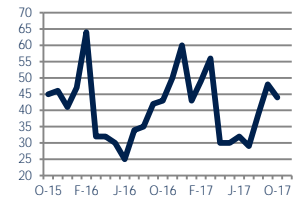
\$560,000



Up 29%
Vs. Year Ago

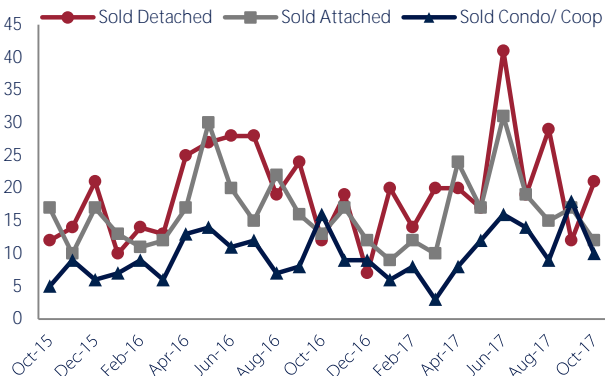
Days On Market

44



Up 2%
Vs. Year Ago

Units Sold*



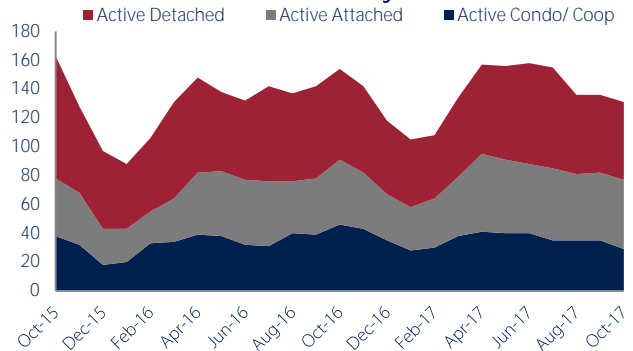
Units Sold

There was a decrease in total units sold in October, with 43 sold this month in North Rockville versus 47 last month, a decrease of 9%. This month's total units sold was higher than at this time last year, an increase of 5% versus October 2016.

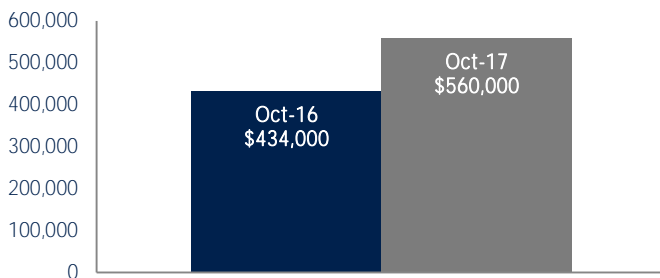
Active Inventory

Versus last year, the total number of homes available this month is lower by 23 units or 15%. The total number of active inventory this October was 131 compared to 154 in October 2016. This month's total of 131 is lower than the previous month's total supply of available inventory of 136, a decrease of 4%.

Active Inventory*



Median Sale Price



Median Sale Price

Last October, the median sale price for North Rockville Homes was \$434,000. This October, the median sale price was \$560,000, an increase of \$126,000 compared to last year. The current median sold price is higher than in September.

Median sale price is the middle sale price in a given month. The same number of properties are above & below the median.



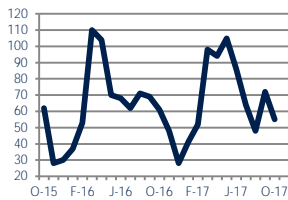
Focus On: North Rockville Housing Market

October 2017

Zip Code(s): 20850

New Listings

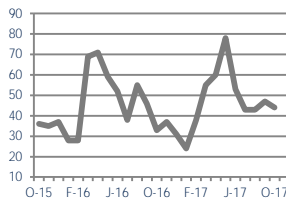
55



Down -10%
Vs. Year Ago

Current Contracts

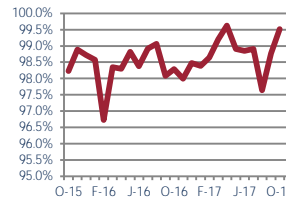
44



Up 33%
Vs. Year Ago

Sold Vs. List Price

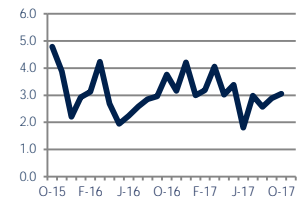
99.5%



Up 1.3%
Vs. Year Ago

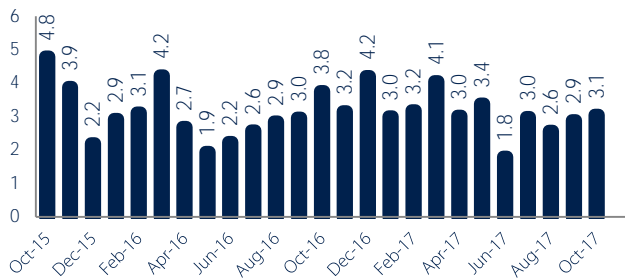
Months of Supply

3.1



Down -19%
Vs. Year Ago

Months Of Supply



Months of Supply

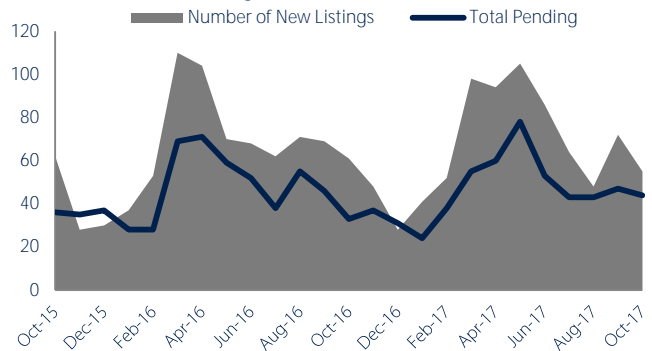
In October, there was 3.0 months of supply available in North Rockville, compared to 3.8 in October 2016. That is a decrease of 19% versus a year ago.

Months of supply is calculated by dividing current inventory by current sales. It indicates how many months would be needed to sell all of the inventory available at the current rate of demand.

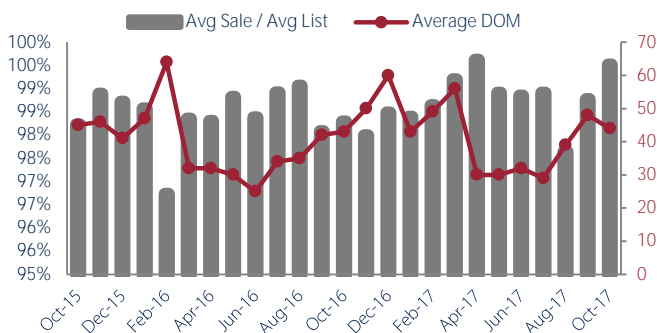
New Listings & Current Contracts

This month there were 55 homes newly listed for sale in North Rockville compared to 61 in October 2016, a decrease of 10%. There were 44 current contracts pending sale this October compared to 33 a year ago. The number of current contracts is 33% higher than last October.

New Listings & Current Contracts



Sale Price/ List Price & DOM



Sale Price to List Price Ratio

In October, the average sale price in North Rockville was 99.5% of the average list price, which is 1.2% higher than at this time last year.

Days On Market

This month, the average number of days on market was 44, higher than the average last year, which was 43, an increase of 2%.