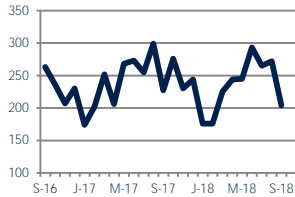


**Focus On:** Hyattsville, Brentwood, Bladensburg, and Mount Rainier Housing Market

September 2018

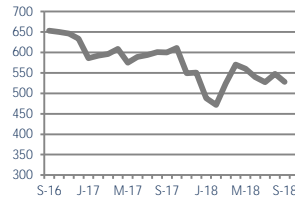
Zip Code(s): 20781, 20782, 20783, 20784, 20785, 20710, 20712, 20722, 20770, 20769, 20706, 20740 and 20737

**Units Sold**  
204



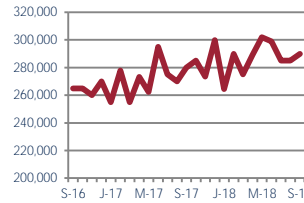
Down -10%  
Vs. Year Ago

**Active Inventory**  
528



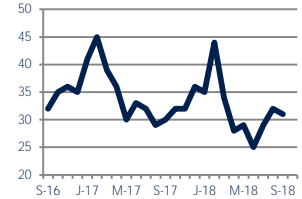
Down -12%  
Vs. Year Ago

**Median Sale Price**  
\$290,000



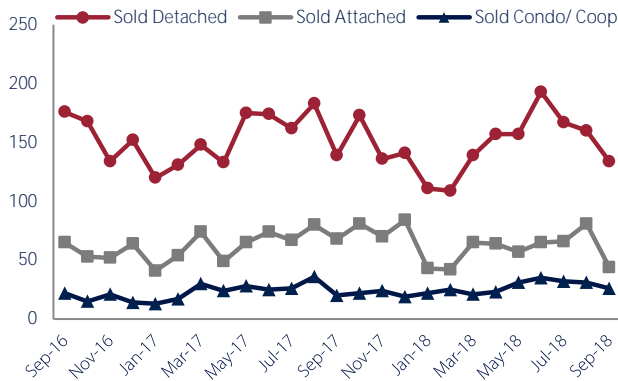
Up 4%  
Vs. Year Ago

**Days On Market**  
31



Up 3%  
Vs. Year Ago

### Units Sold\*



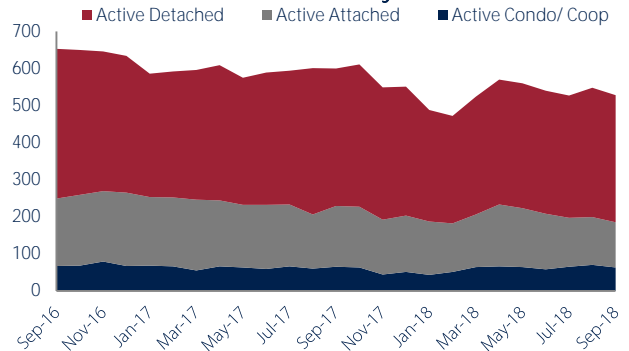
### Units Sold

There was a decrease in total units sold in September, with 204 sold this month in Hyattsville, Brentwood, Bladensburg, and Mount Rainier versus 272 last month, a decrease of 25%. This month's total units sold was lower than at this time last year, a decrease of 10% versus September 2017.

### Active Inventory

Versus last year, the total number of homes available this month is lower by 72 units or 12%. The total number of active inventory this September was 528 compared to 600 in September 2017. This month's total of 528 is lower than the previous month's total supply of available inventory of 548, a decrease of 4%.

### Active Inventory\*



### Median Sale Price



### Median Sale Price

Last September, the median sale price for Hyattsville, Brentwood, Bladensburg, and Mount Rainier Homes was \$280,000. This September, the median sale price was \$290,000, an increase of 4% or \$10,000 compared to last year. The current median sold price is 2% higher than in August.

Median sale price is the middle sale price in a given month. The same number of properties are above & below the median.



Hyattsville, Brentwood, Bladensburg, and Mount Rainier are defined as properties listed in zip code/s 20781, 20782, 20783, 20784, 20785, 20710, 20712, 20722, 20770, 20769, 20706, 20740 and 20737.

\*Detached, Attached, and Condo varies by local area Multiple Listing Service (MLS) definition. For more information regarding your specific market, contact one of Long & Foster's knowledgeable and experienced sales associates.

Information included in this report is based on data supplied by MRIS and its member Association(s) of REALTORS, who are not responsible for its accuracy. Does not reflect all activity in the marketplace. Information contained in this report is deemed reliable but not guaranteed, should be independently verified, and does not constitute an opinion of MRIS or Long & Foster Real Estate, Inc.

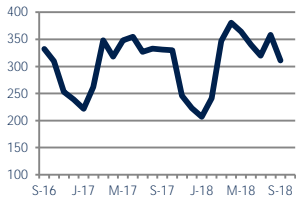
## Focus On: Hyattsville, Brentwood, Bladensburg, and Mount Rainier Housing Market

September 2018

Zip Code(s): 20781, 20782, 20783, 20784, 20785, 20710, 20712, 20722, 20770, 20769, 20706, 20740 and 20737

### New Listings

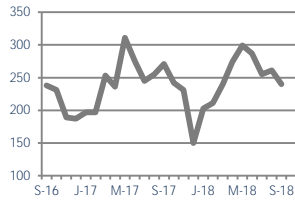
311



Down -6%  
Vs. Year Ago

### Current Contracts

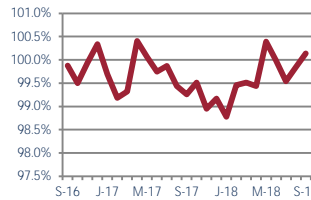
240



Down -11%  
Vs. Year Ago

### Sold Vs. List Price

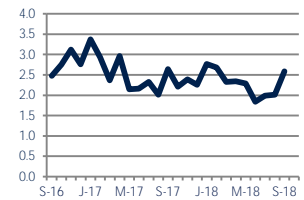
100.1%



Up 0.9%  
Vs. Year Ago

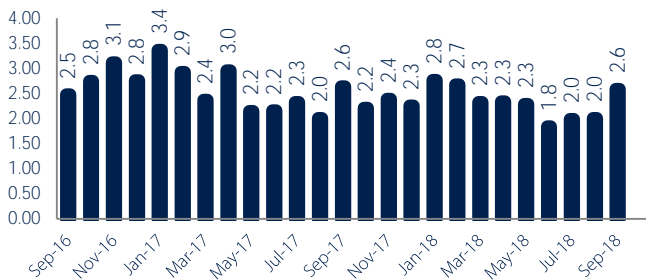
### Months of Supply

2.6



No Change  
Vs. Year Ago

### Months Of Supply



### Months of Supply

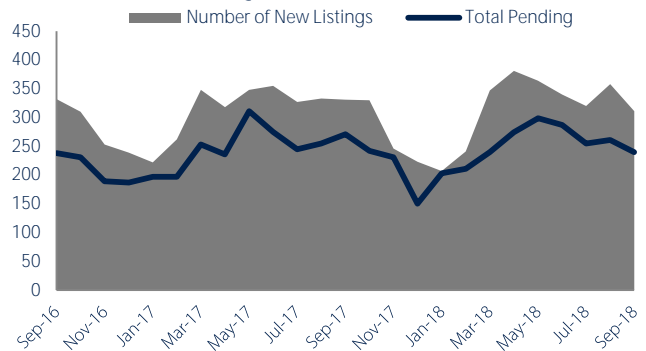
In September, there was 2.6 months of supply available in Hyattsville, Brentwood, Bladensburg, and Mount Rainier. The amount of supply is similar compared to a year ago.

Months of supply is calculated by dividing current inventory by current sales. It indicates how many months would be needed to sell all of the inventory available at the current rate of demand.

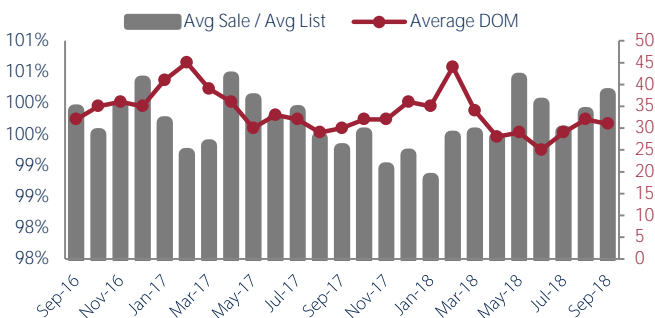
### New Listings & Current Contracts

This month there were 311 homes newly listed for sale in Hyattsville, Brentwood, Bladensburg, and Mount Rainier compared to 331 in September 2017, a decrease of 6%. There were 240 current contracts pending sale this September compared to 271 a year ago. The number of current contracts is 11% lower than last September.

### New Listings & Current Contracts



### Sale Price/ List Price & DOM



### Sale Price to List Price Ratio

In September, the average sale price in Hyattsville, Brentwood, Bladensburg, and Mount Rainier was 100.1% of the average list price, which is 0.9% higher than at this time last year.

### Days On Market

This month, the average number of days on market was 31, higher than the average last year, which was 30, an increase of 3%.



Hyattsville, Brentwood, Bladensburg, and Mount Rainier are defined as properties listed in zip code/s 20781, 20782, 20783, 20784, 20785, 20710, 20712, 20722, 20770, 20769, 20706, 20740 and 20737.

\*Detached, Attached, and Condo varies by local area Multiple Listing Service (MLS) definition. For more information regarding your specific market, contact one of Long & Foster's knowledgeable and experienced sales associates.

Information included in this report is based on data supplied by MRIS and its member Association(s) of REALTORS, who are not responsible for its accuracy. Does not reflect all activity in the marketplace. Information contained in this report is deemed reliable but not guaranteed, should be independently verified, and does not constitute an opinion of MRIS or Long & Foster Real Estate, Inc.

