



# The Long & Foster Market Minute™

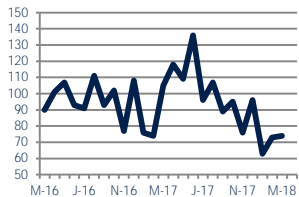
Focus On: Hamilton, Lauraville, Raspeburg Housing Market

March 2018

Zip Code(s): 21206 and 21214

## Units Sold

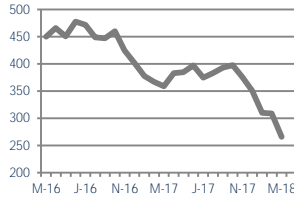
74



Down -30%  
Vs. Year Ago

## Active Inventory

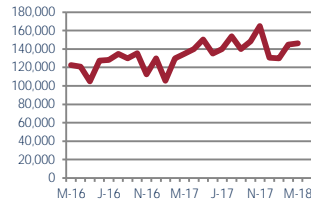
266



Down -26%  
Vs. Year Ago

## Median Sale Price

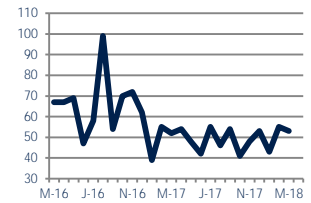
\$146,250



Up 8%  
Vs. Year Ago

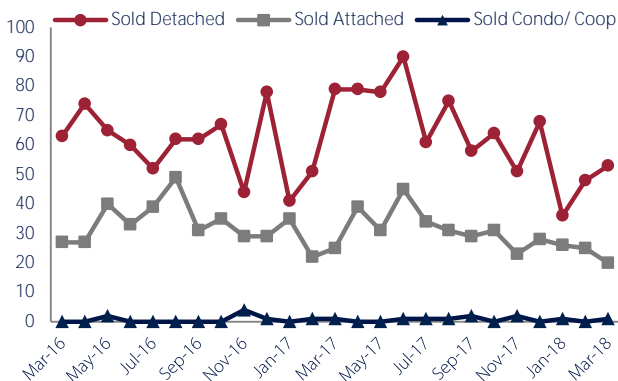
## Days On Market

53



Up 2%  
Vs. Year Ago

### Units Sold\*



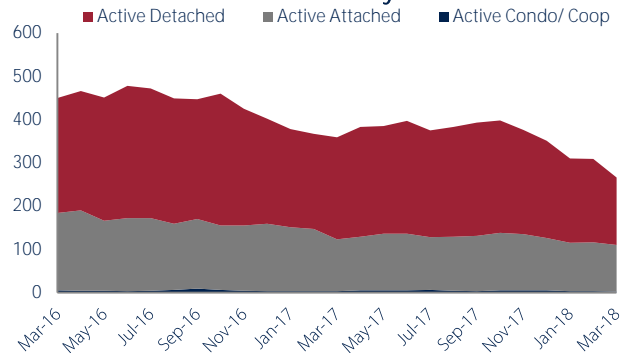
## Units Sold

There was an increase in total units sold in March, with 74 sold this month in Hamilton, Lauraville, Raspeburg versus 73 last month, an increase of 1%. This month's total units sold was lower than at this time last year, a decrease of 30% versus March 2017.

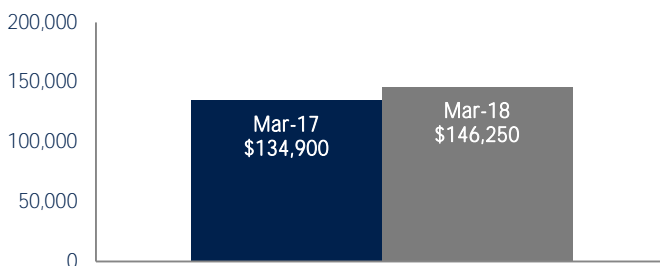
## Active Inventory

Versus last year, the total number of homes available this month is lower by 93 units or 26%. The total number of active inventory this March was 266 compared to 359 in March 2017. This month's total of 266 is lower than the previous month's total supply of available inventory of 309, a decrease of 14%.

### Active Inventory\*



## Median Sale Price



## Median Sale Price

Last March, the median sale price for Hamilton, Lauraville, Raspeburg Homes was \$134,900. This March, the median sale price was \$146,250, an increase of 8% or \$11,350 compared to last year. The current median sold price is 1% higher than in February.

Median sale price is the middle sale price in a given month. The same number of properties are above & below the median.

Hamilton, Lauraville, Raspeburg are defined as properties listed in zip code/s 21206 and 21214.

\*Detached, Attached, and Condo varies by local area Multiple Listing Service (MLS) definition. For more information regarding your specific market, contact one of Long & Foster's knowledgeable and experienced sales associates.

Information included in this report is based on data supplied by MRIS and its member Association(s) of REALTORS, who are not responsible for its accuracy. Does not reflect all activity in the marketplace. Information contained in this report is deemed reliable but not guaranteed, should be independently verified, and does not constitute an opinion of MRIS or Long & Foster Real Estate, Inc.



CHRISTIE'S  
INTERNATIONAL REAL ESTATE



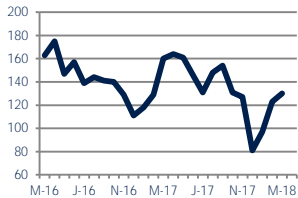
## Focus On: Hamilton, Lauraville, Raspeburg Housing Market

March 2018

Zip Code(s): 21206 and 21214

### New Listings

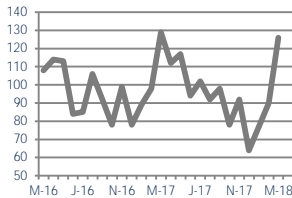
130



Down -19%  
Vs. Year Ago

### Current Contracts

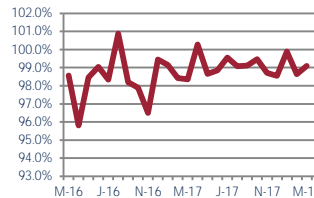
126



Down -2%  
Vs. Year Ago

### Sold Vs. List Price

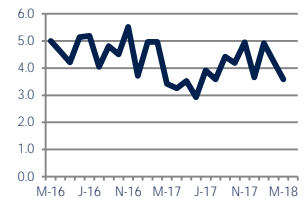
99.1%



Up 0.8%  
Vs. Year Ago

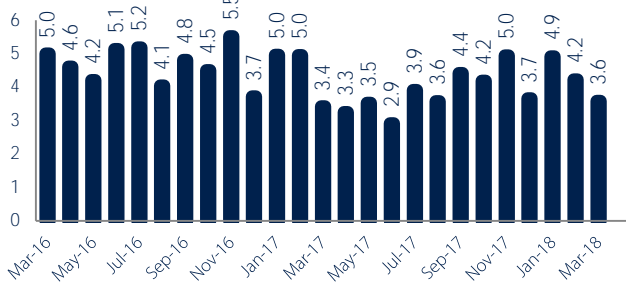
### Months of Supply

3.6



Up 5%  
Vs. Year Ago

### Months Of Supply



### Months of Supply

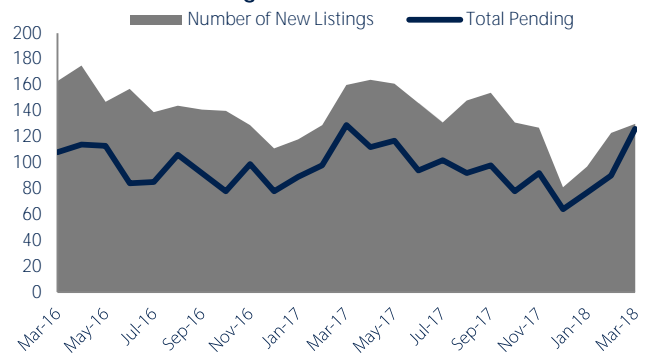
In March, there was 3.6 months of supply available in Hamilton, Lauraville, Raspeburg, compared to 3.4 in March 2017. That is an increase of 5% versus a year ago.

Months of supply is calculated by dividing current inventory by current sales. It indicates how many months would be needed to sell all of the inventory available at the current rate of demand.

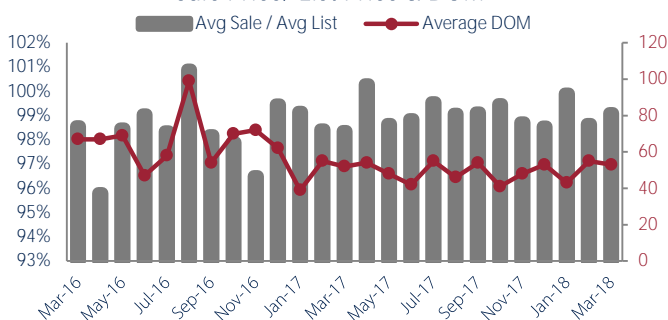
### New Listings & Current Contracts

This month there were 130 homes newly listed for sale in Hamilton, Lauraville, Raspeburg compared to 160 in March 2017, a decrease of 19%. There were 126 current contracts pending sale this March compared to 129 a year ago. The number of current contracts is 2% lower than last March.

### New Listings & Current Contracts



### Sale Price/ List Price & DOM



### Sale Price to List Price Ratio

In March, the average sale price in Hamilton, Lauraville, Raspeburg was 99.1% of the average list price, which is 0.7% higher than at this time last year.

### Days On Market

This month, the average number of days on market was 53, higher than the average last year, which was 52, an increase of 2%.



Hamilton, Lauraville, Raspeburg are defined as properties listed in zip code/s 21206 and 21214.

\*Detached, Attached, and Condo varies by local area Multiple Listing Service (MLS) definition. For more information regarding your specific market, contact one of Long & Foster's knowledgeable and experienced sales associates.

Information included in this report is based on data supplied by MRIS and its member Association(s) of REALTORS, who are not responsible for its accuracy. Does not reflect all activity in the marketplace. Information contained in this report is deemed reliable but not guaranteed, should be independently verified, and does not constitute an opinion of MRIS or Long & Foster Real Estate, Inc.

