

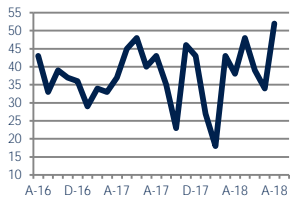
## Focus On: Chevy Chase MD Housing Market

August 2018

Zip Code(s): 20815

### Units Sold

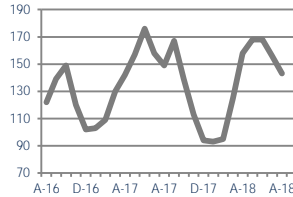
52



Up 21%  
Vs. Year Ago

### Active Inventory

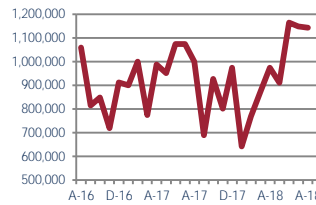
143



Down -4%  
Vs. Year Ago

### Median Sale Price

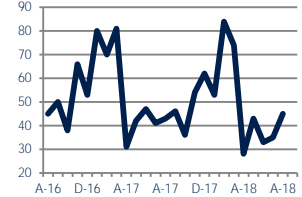
\$1,143,500



Up 14%  
Vs. Year Ago

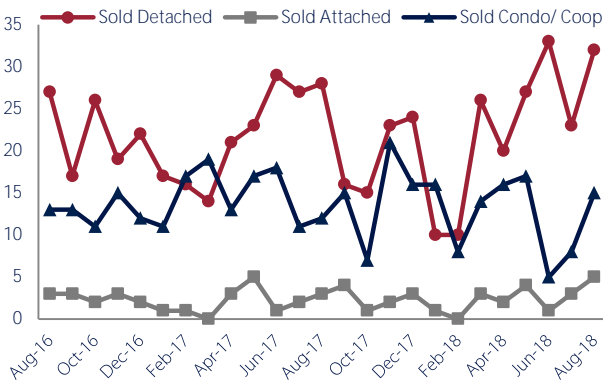
### Days On Market

45



Up 5%  
Vs. Year Ago

### Units Sold\*



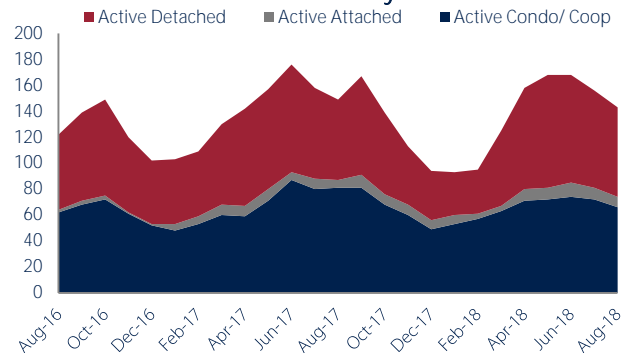
### Units Sold

There was an increase in total units sold in August, with 52 sold this month in Chevy Chase MD. This month's total units sold was higher than at this time last year.

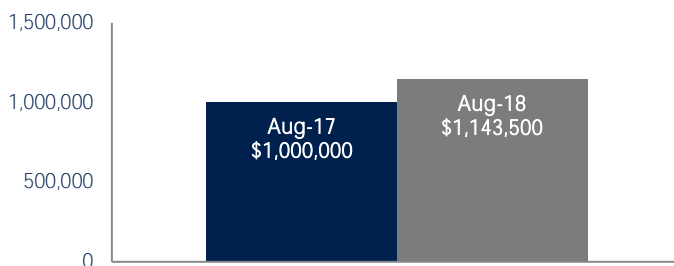
### Active Inventory

Versus last year, the total number of homes available this month is lower by 6 units or 4%. The total number of active inventory this August was 143 compared to 149 in August 2017. This month's total of 143 is lower than the previous month's total supply of available inventory of 156, a decrease of 8%.

### Active Inventory\*



### Median Sale Price



### Median Sale Price

Last August, the median sale price for Chevy Chase MD Homes was \$1,000,000. This August, the median sale price was \$1,143,500, an increase of 14% or \$143,500 compared to last year. The current median sold price is approximately the same as the median price in July.

Median sale price is the middle sale price in a given month. The same number of properties are above & below the median.

Chevy Chase MD are defined as properties listed in zip code/s 20815.

\*Detached, Attached, and Condo varies by local area Multiple Listing Service (MLS) definition. For more information regarding your specific market, contact one of Long & Foster's knowledgeable and experienced sales associates.

Information included in this report is based on data supplied by MRIS and its member Association(s) of REALTORS, who are not responsible for its accuracy. Does not reflect all activity in the marketplace. Information contained in this report is deemed reliable but not guaranteed, should be independently verified, and does not constitute an opinion of MRIS or Long & Foster Real Estate, Inc.



CHRISTIE'S  
INTERNATIONAL REAL ESTATE



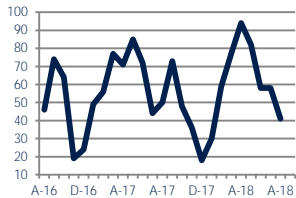
**Focus On:** Chevy Chase MD Housing Market

August 2018

Zip Code(s): 20815

**New Listings**

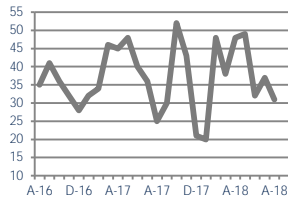
41



**Down -18%**  
Vs. Year Ago

**Current Contracts**

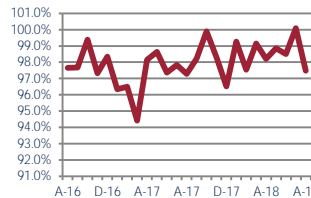
31



**Up 24%**  
Vs. Year Ago

**Sold Vs. List Price**

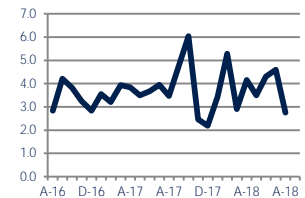
97.5%



**No Change**  
Vs. Year Ago

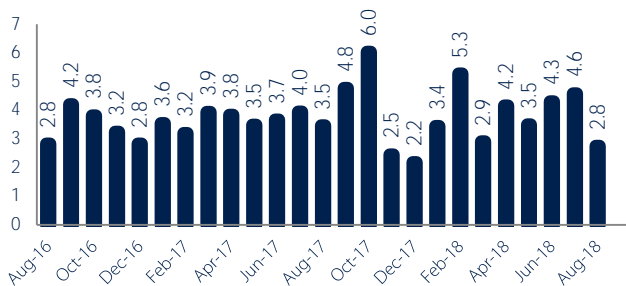
**Months of Supply**

2.8



**Down -21%**  
Vs. Year Ago

**Months Of Supply**



**Months of Supply**

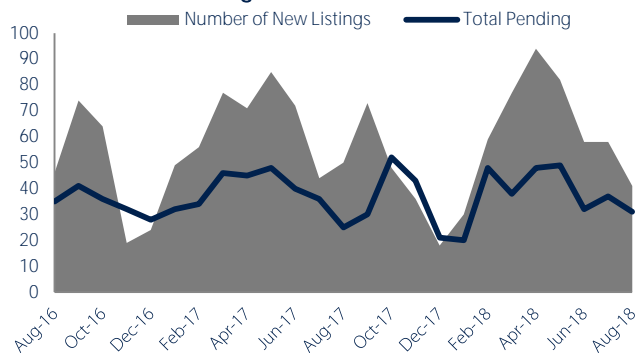
In August, there was 2.8 months of supply available in Chevy Chase MD, compared to 3.5 in August 2017. That is a decrease of 21% versus a year ago.

Months of supply is calculated by dividing current inventory by current sales. It indicates how many months would be needed to sell all of the inventory available at the current rate of demand.

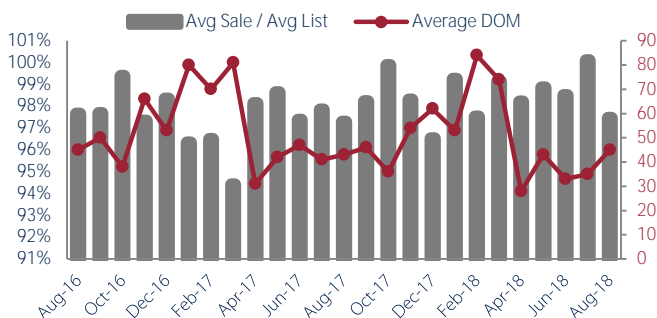
**New Listings & Current Contracts**

This month there were 41 homes newly listed for sale in Chevy Chase MD compared to 50 in August 2017, a decrease of 18%. There were 31 current contracts pending sale this August compared to 25 a year ago. The number of current contracts is 24% higher than last August.

**New Listings & Current Contracts**



**Sale Price/ List Price & DOM**



**Sale Price to List Price Ratio**

In August, the average sale price in Chevy Chase MD was 97.5% of the average list price, which is similar compared to a year ago.

**Days On Market**

This month, the average number of days on market was 45, higher than the average last year, which was 43, an increase of 5%.



Chevy Chase MD are defined as properties listed in zip code/s 20815.

\*Detached, Attached, and Condo varies by local area Multiple Listing Service (MLS) definition. For more information regarding your specific market, contact one of Long & Foster's knowledgeable and experienced sales associates.

Information included in this report is based on data supplied by MRIS and its member Association(s) of REALTORS, who are not responsible for its accuracy. Does not reflect all activity in the marketplace. Information contained in this report is deemed reliable but not guaranteed, should be independently verified, and does not constitute an opinion of MRIS or Long & Foster Real Estate, Inc.

